

Chapter 12

OTHERS DATA

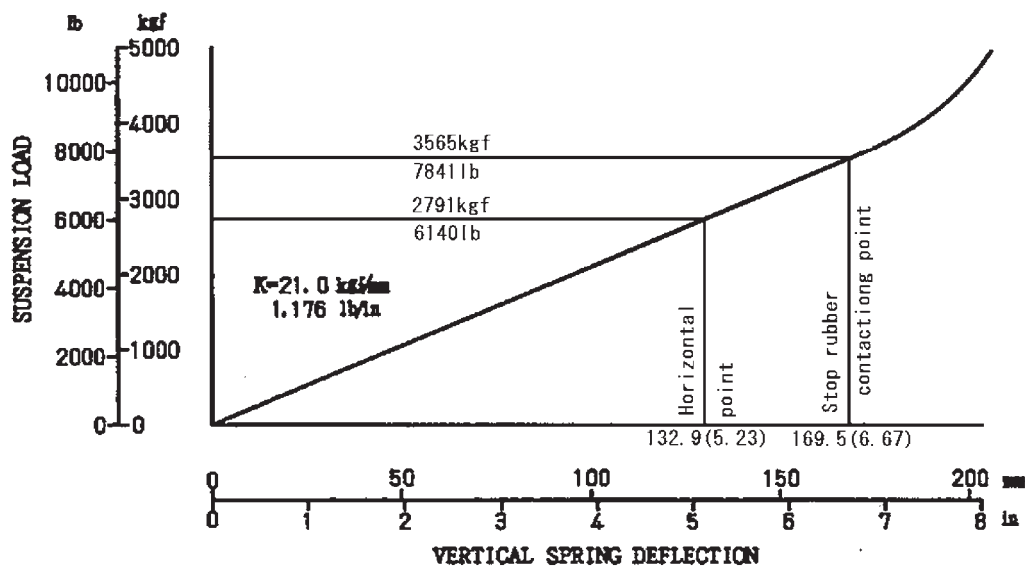
1. SUSPENSION DEFLECTION CHART
2. BRAKE PIPING DIAGRAM
3. ELECTRIC WIRING DIAGRAM
4. CONNECTORS
5. METRIC/U.S. CUSTOMARY UNIT EQUIVALENTS

1. SUSPENSION DEFLECTION CHART

• FRONT SPRING PER ONE SIDE

MODEL : NE(L6) AND NJ(L6)

CAPACITY : 8000lbs (OPT)

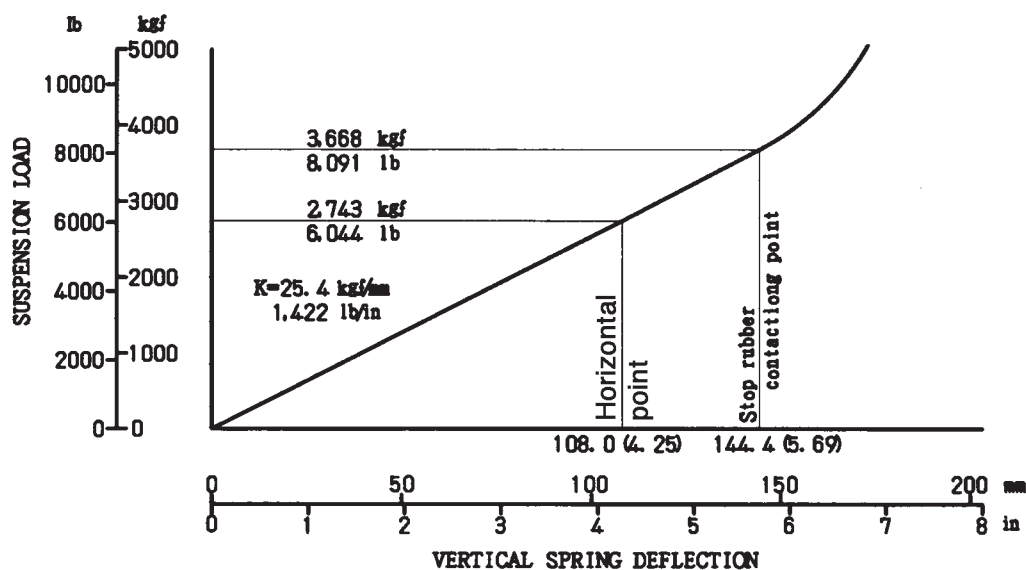


Unit: kgf (lb), mm (in.)

| SUSPENSION LOAD | VERTICAL SPRING DEFLECTION |
|-----------------|----------------------------|
| 227 (500) | 10.8 (0.43) |
| 454 (1000) | 21.6 (0.85) |
| 680 (1500) | 32.4 (1.28) |
| 907 (2000) | 43.2 (1.70) |
| 1134 (2500) | 54.0 (2.13) |
| 1361 (3000) | 64.8 (2.55) |
| 1588 (3500) | 75.6 (2.98) |
| 1814 (4000) | 86.4 (3.40) |
| 2041 (4500) | 97.2 (3.83) |
| 2268 (5000) | 108.0 (4.25) |
| 2495 (5500) | 118.8 (4.68) |
| 2722 (6000) | 129.6 (5.10) |
| 2948 (6500) | 140.4 (5.53) |

MODEL : ALL (NE(L6), NF(L7), NJ(L6), NV(L7) AND NH(L8))

CAPACITY : 12000lbs (STD)

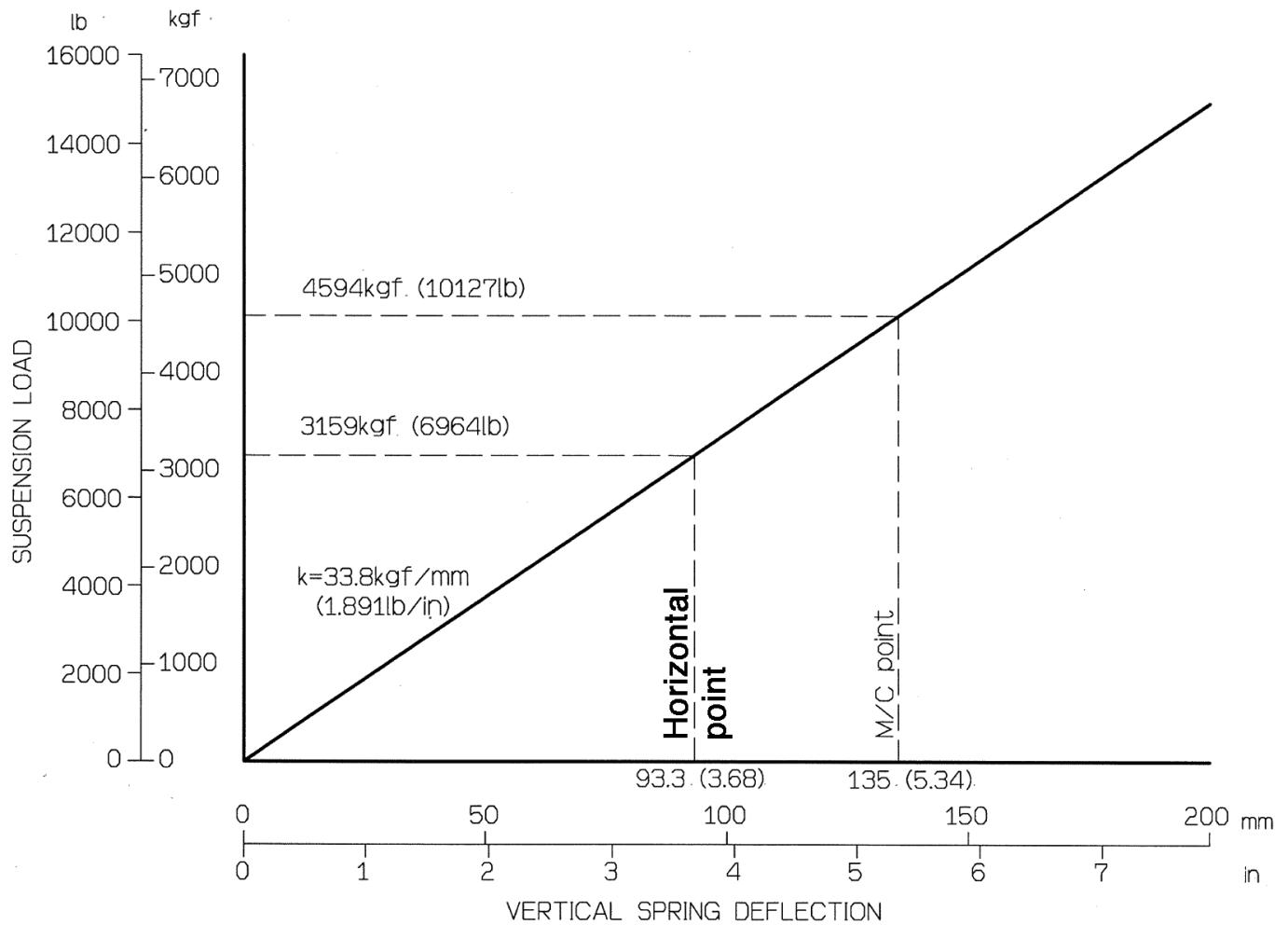


Unit: kgf (lb), mm (in.)

| SUSPENSION LOAD | VERTICAL SPRING DEFLECTION |
|-----------------|----------------------------|
| 227 (500) | 8.9 (0.35) |
| 454 (1000) | 17.9 (0.70) |
| 680 (1500) | 26.8 (1.06) |
| 907 (2000) | 35.7 (1.41) |
| 1134 (2500) | 44.6 (1.76) |
| 1361 (3000) | 53.6 (2.11) |
| 1588 (3500) | 62.5 (2.46) |
| 1814 (4000) | 71.4 (2.81) |
| 2041 (4500) | 80.3 (3.16) |
| 2268 (5000) | 89.3 (3.52) |
| 2495 (5500) | 98.2 (3.87) |
| 2722 (6000) | 107.2 (4.22) |
| 2948 (6500) | 116.1 (4.57) |
| 3175 (7000) | 125.0 (4.92) |
| 3402 (7500) | 133.9 (5.27) |

MODEL : NV(L7) AND NH(L8)

CAPACITY : 14000lbs (OPT)



Unit : kgf (lb), mm (in)

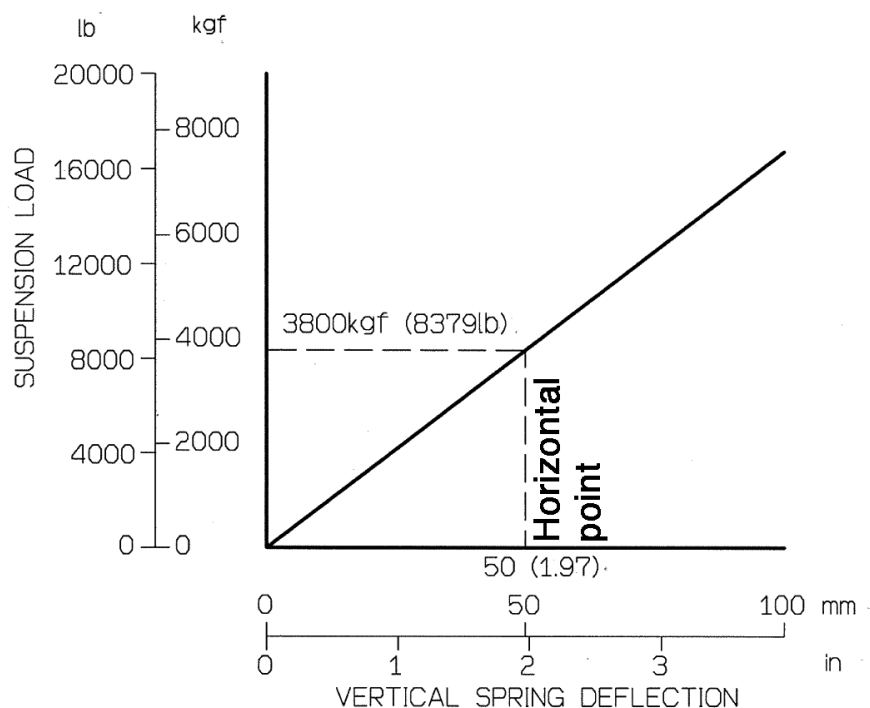
| SUSPENSION LOAD | VERTICAL SPRING DEFLECTION |
|-----------------|----------------------------|
| 227 (500) | 6.7 (0.26) |
| 454 (1000) | 13.4 (0.53) |
| 680 (1500) | 20.0 (0.79) |
| 907 (2000) | 26.7 (1.05) |
| 1134 (2500) | 33.5 (1.32) |
| 1361 (3000) | 40.2 (1.58) |
| 1588 (3500) | 46.9 (1.85) |
| 1814 (4000) | 53.5 (2.11) |
| 2041 (4500) | 60.2 (2.37) |

• REAR SPRING PER ONE SIDE

MODEL : NE(L6) (STD, WITHOUT HELPER SPRING)

K : 75.9kgf/mm (4.250lb/in.)

CAPACITY : 19000lbs



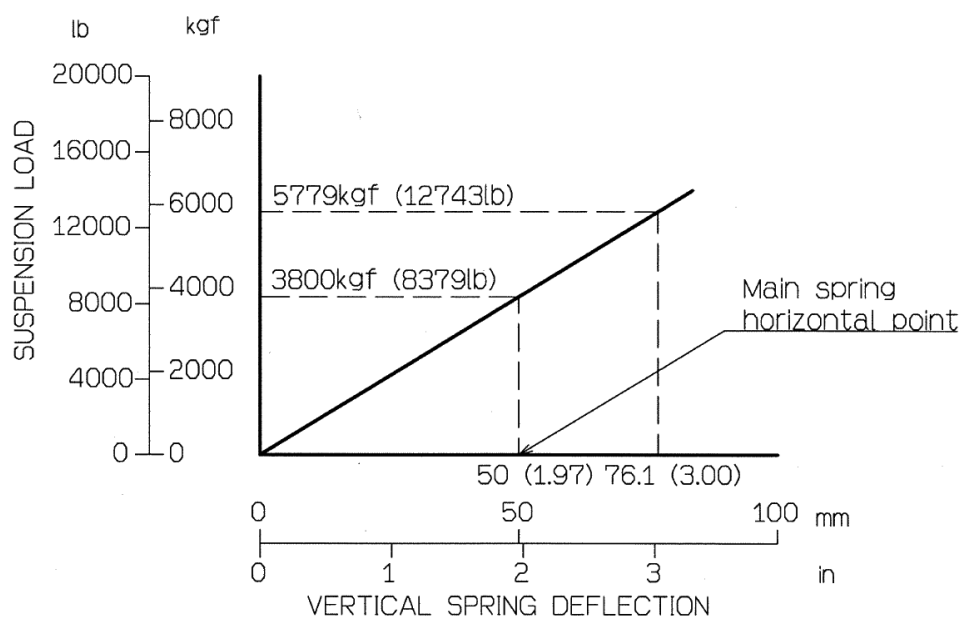
Unit : kgf (lb), mm (in)

| SUSPENSION LOAD | VERTICAL SPRING DEFLECTION |
|-----------------|----------------------------|
| 454 (1000) | 6.0 (0.24) |
| 907 (2000) | 12.0 (0.47) |
| 1361 (3000) | 17.9 (0.70) |
| 1814 (4000) | 23.9 (0.94) |
| 2268 (5000) | 29.9 (1.18) |
| 2721 (6000) | 35.8 (1.41) |
| 3175 (7000) | 41.8 (1.65) |
| 3628 (8000) | 47.8 (1.88) |
| 4082 (9000) | 53.8 (2.12) |
| 4535 (10000) | 59.7 (2.35) |
| 4989 (11000) | 65.7 (2.59) |
| 5442 (12000) | 71.7 (3.08) |
| 5896 (13000) | 77.7 (3.06) |
| 6349 (14000) | 83.6 (3.29) |

MODEL : NE(L6) (OPT, WITH HELPER SPRING)

K : 75.9kgf/mm (4.250lb/in.)

CAPACITY : 19000lbs



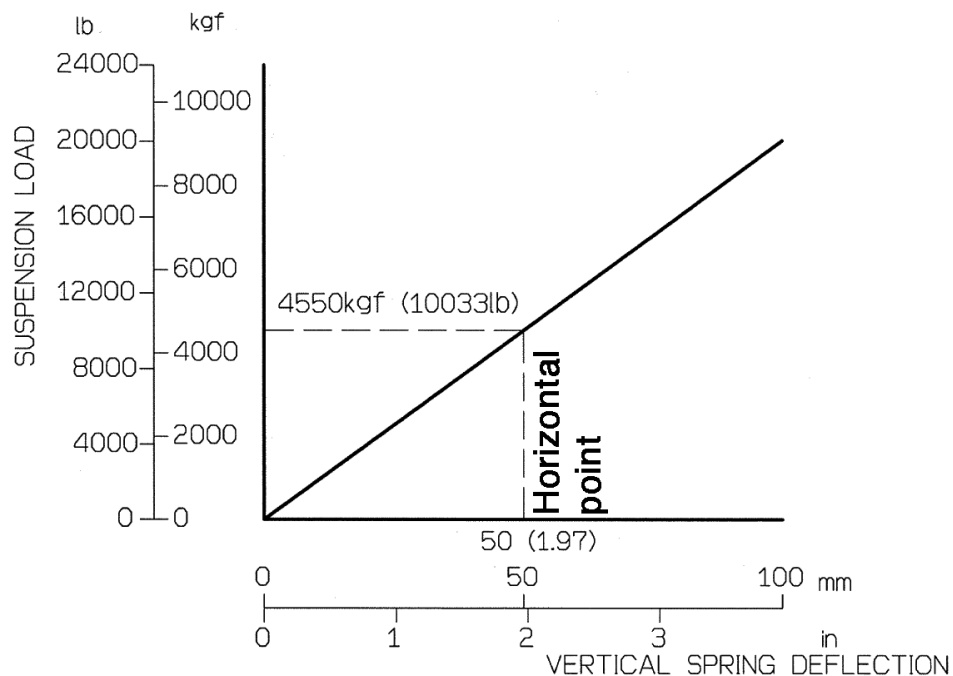
Unit : kgf (lb), mm (in)

| SUSPENSION LOAD | VERTICAL SPRING DEFLECTION |
|-----------------|----------------------------|
| 454 (1000) | 6.0 (0.24) |
| 907 (2000) | 12.0 (0.47) |
| 1361 (3000) | 17.9 (0.70) |
| 1814 (4000) | 23.9 (0.94) |
| 2268 (5000) | 29.9 (1.18) |
| 2721 (6000) | 35.8 (1.41) |
| 3175 (7000) | 41.8 (1.65) |
| 3628 (8000) | 47.8 (1.88) |
| 4082 (9000) | 53.8 (2.12) |
| 4535 (10000) | 59.7 (2.35) |
| 4989 (11000) | 65.7 (2.59) |
| 5442 (12000) | 71.7 (3.08) |
| 5896 (13000) | 77.7 (3.06) |
| 6349 (14000) | 83.6 (3.29) |

MODEL : NF(L7) (STD, WITHOUT HELPER SPRING)

K : 90.9kgf/mm (5.090lb/in.)

CAPACITY : 21000lbs



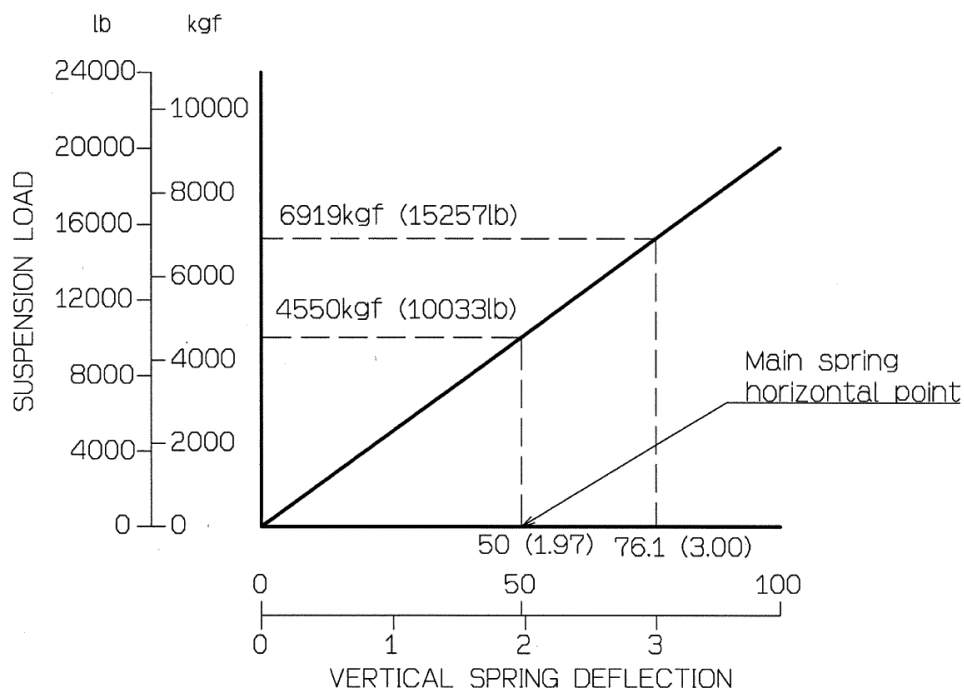
Unit : kgf (lb), mm (in)

| SUSPENSION LOAD | VERTICAL SPRING DEFLECTION |
|-----------------|----------------------------|
| 454 (1000) | 5.0 (0.20) |
| 907 (2000) | 10.0 (0.39) |
| 1361 (3000) | 15.0 (0.59) |
| 1814 (4000) | 20.0 (0.79) |
| 2268 (5000) | 25.0 (0.98) |
| 2721 (6000) | 29.9 (1.18) |
| 3175 (7000) | 34.9 (1.37) |
| 3628 (8000) | 39.9 (1.57) |
| 4082 (9000) | 44.9 (1.77) |
| 4535 (10000) | 49.9 (1.96) |
| 4989 (11000) | 54.9 (2.16) |
| 5442 (12000) | 59.9 (2.36) |
| 5896 (13000) | 64.8 (2.55) |
| 6349 (14000) | 69.8 (2.75) |

MODEL : NF(L7) (OPT, WITH HELPER SPRING)

K : 90.9kgf/mm (5.090lb/in.)

CAPACITY : 21000lbs



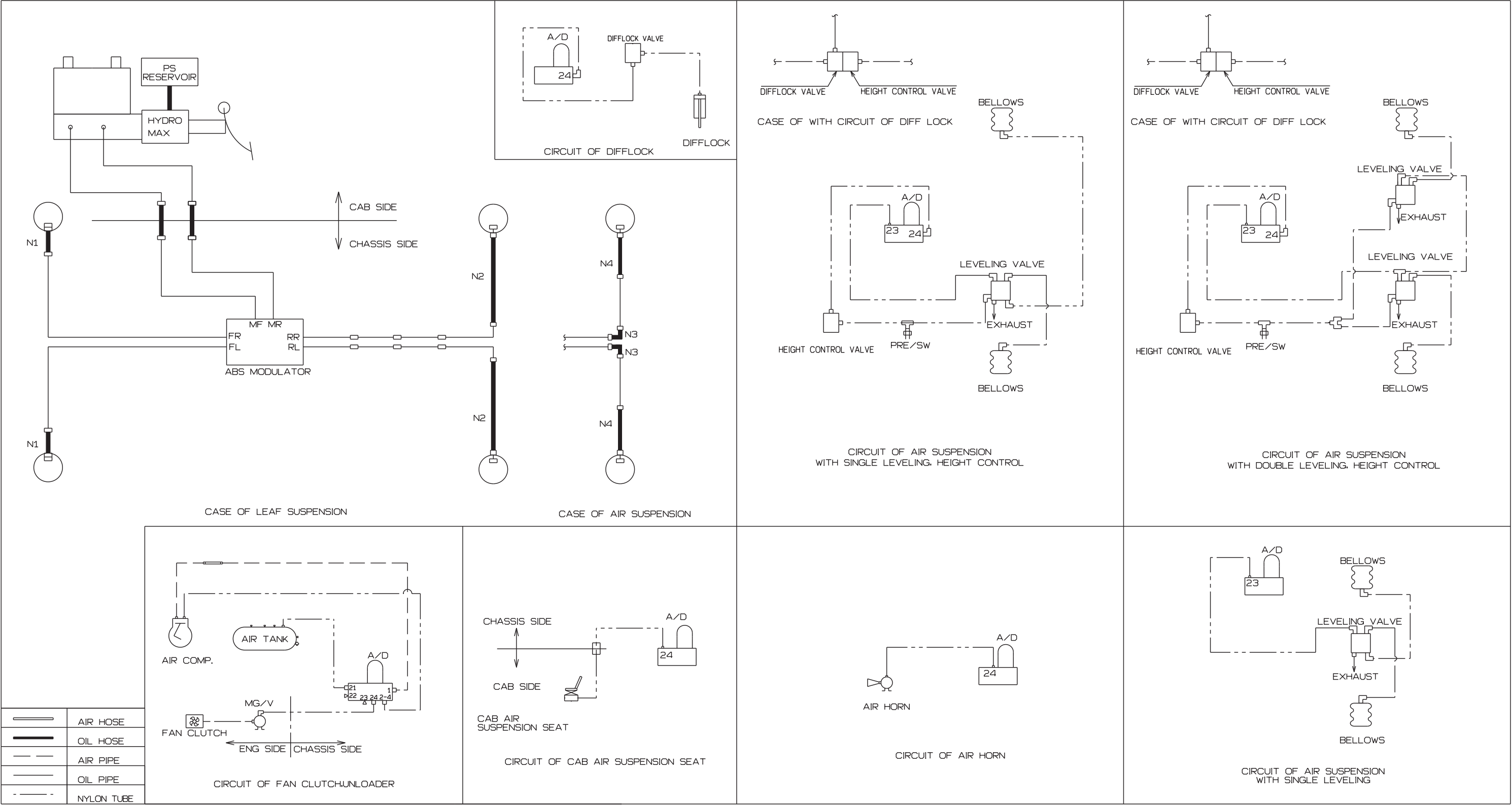
Unit : kgf (lb), mm (in)

| SUSPENSION LOAD | VERTICAL SPRING DEFLECTION |
|-----------------|----------------------------|
| 454 (1000) | 5.0 (0.20) |
| 907 (2000) | 10.0 (0.39) |
| 1361 (3000) | 15.0 (0.59) |
| 1814 (4000) | 20.0 (0.79) |
| 2268 (5000) | 25.0 (0.98) |
| 2721 (6000) | 29.9 (1.18) |
| 3175 (7000) | 34.9 (1.37) |
| 3628 (8000) | 39.9 (1.57) |
| 4082 (9000) | 44.9 (1.77) |
| 4535 (10000) | 49.9 (1.96) |
| 4989 (11000) | 54.9 (2.16) |
| 5442 (12000) | 59.9 (2.36) |
| 5896 (13000) | 64.8 (2.55) |
| 6349 (14000) | 69.8 (2.75) |

2. BRAKE PIPING DIAGRAM

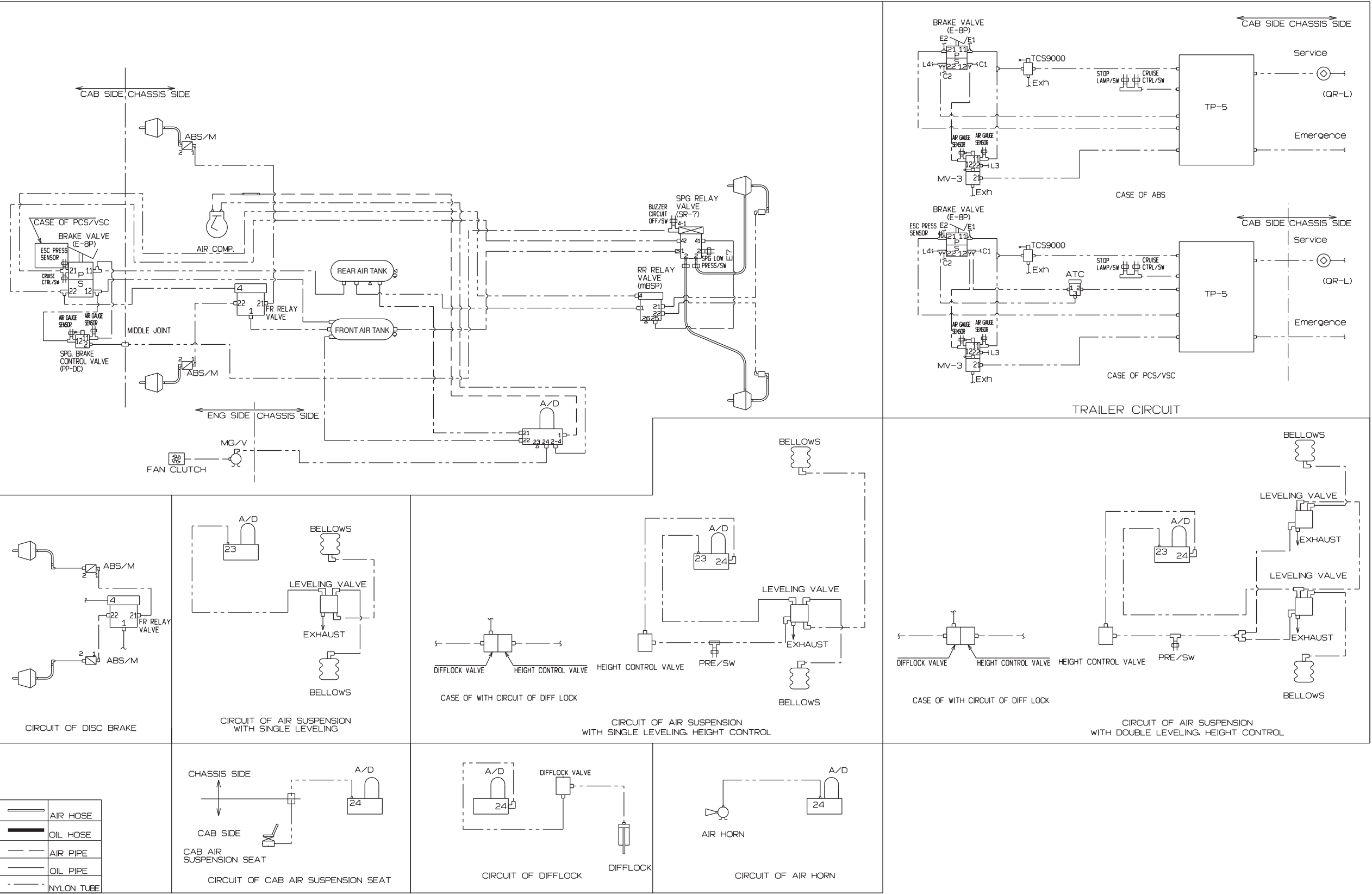
• MODEL : NE(L6), NF(L7)

< HYDRO BRAKE >



• MODEL : NJ(L6), NV(L7) AND NH(L8)

< FULL AIR BRAKE >



3. ELECTRIC WIRING DIAGRAM

The Table of Circuit Name

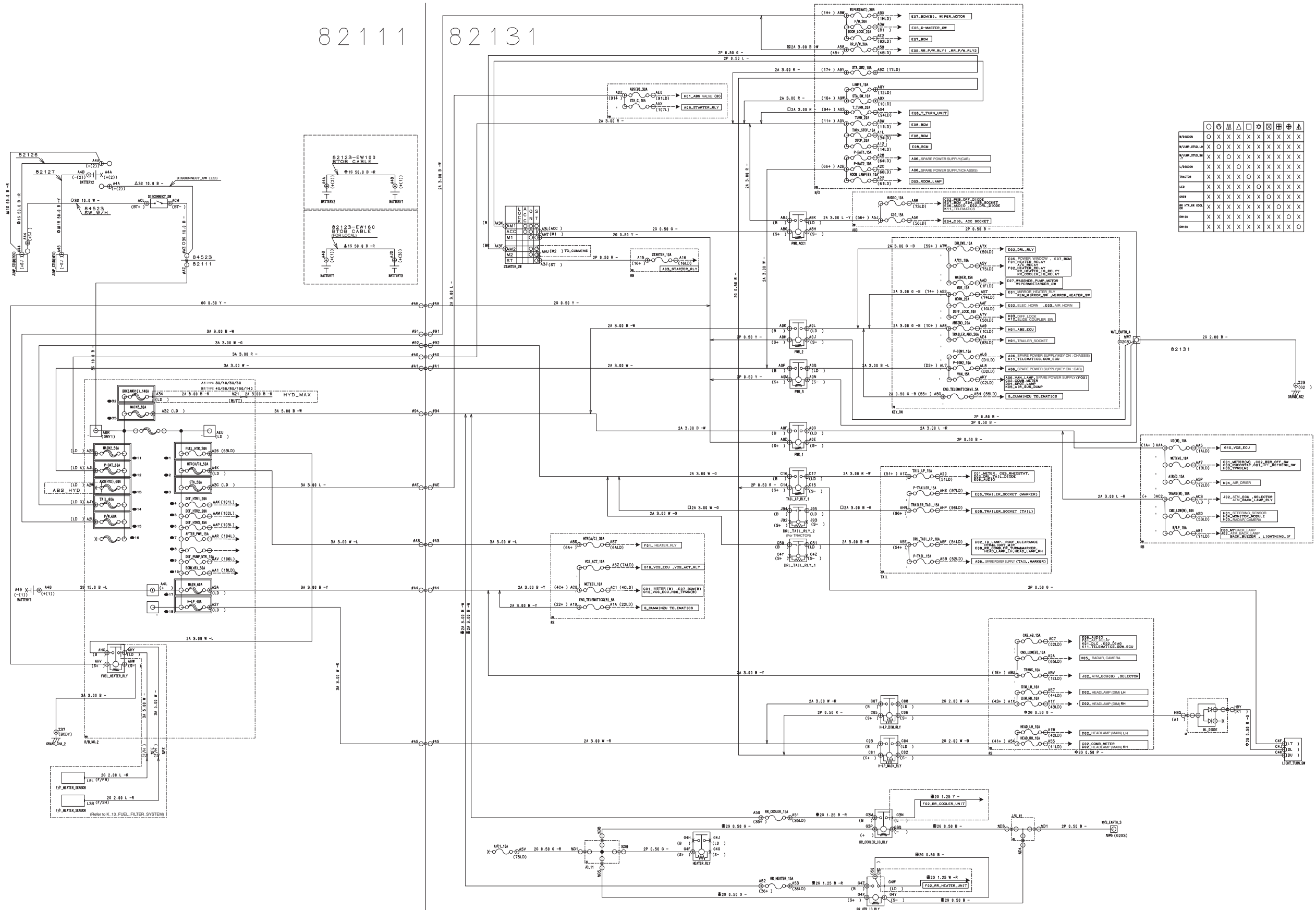
| NO. | CIRCUIT NAME |
|-----|--------------------------------------------------------|
| 1 | POWER SUPPLY CIRCUIT |
| 2 | STARTING CIRCUIT |
| 3 | PRE-HEAT CIRCUIT |
| 4 | CHARGING CIRCUIT |
| 5 | SPARE POWER SUPPLY CIRCUIT & FOG LAMP CIRCUIT |
| 6 | LARGE CURRENT CABLE CIRCUIT L SERIES |
| 7 | LARGE CURRENT CABLE CIRCUIT XL SERIES |
| 8 | GRAND CIRCUIT_1-1 |
| | GRAND CIRCUIT_1-2 |
| 9 | GRAND CIRCUIT_2 |
| 10 | METER CIRCUIT_1 |
| 11 | METER CIRCUIT_2 |
| 12 | RHEOSTAT CIRCUIT |
| 13 | HALOGEN HEAD LAMP & DAY TIME RUNNING LAMP CIRCUIT |
| 14 | LED HEAD LAMP & DAY TIME RUNNING LAMP CIRCUIT |
| 15 | ROOM LAMP CIRCUIT |
| 16 | WORKING LAMP CIRCUIT |
| 17 | HEATING MIRROR CIRCUIT & REMOTE CONTROL MIRROR CIRCUIT |
| 18 | ELECTRICAL HORN CIRCUIT |
| 19 | AIR HORN CIRCUIT |
| 20 | CIGARETTE LIGHTER & ACC. SOCKET CIRCUIT |
| 21 | POWER WINDOW CIRCUIT |
| 22 | AUDIO CIRCUIT |
| 23 | BODY CONTROL CIRCUIT_POWER D/L & KEY LESS ENTRY |
| 24 | BODY CONTROL CIRCUIT_CAB |
| 25 | BODY CONTROL CIRCUIT_CHASSIS |
| 26 | MANUAL AIR CONDITIONER CIRCUIT |
| 27 | REAR COOLER & REAR HEATER CIRCUIT |
| 28 | CUMMINS ENGINE ECU & ECM CIRCUIT |
| 29 | AFTERTRATMENT SYSTEM CIRCUIT |
| 30 | CUMMINS ENGINE TELEMATICS CIRCUIT |
| 31 | COMMON RAIL CIRCUIT_ATM EXHAUST BRAKE |
| 32 | COMMON RAIL CIRCUIT_FS CURISE |
| 33 | VEHICLE CONTROL ECU CIRCUIT_1 |
| 34 | VEHICLE CONTROL ECU CIRCUIT_2 |
| 35 | VEHICLE CONTROL ECU CIRCUIT_3 |
| 36 | VEHICLE CONTROL ECU CIRCUIT_4 (EXHAUST BRAKE) |
| 37 | ABS CIRCUIT_1 |
| 38 | ABS CIRCUIT_2 |
| 39 | ABS CIRCUIT_3 (HYDRAULIC BRAKE Ver. E) |
| 40 | HYDRAULIC BRAKE SYSTEM CIRCUIT |
| 41 | CMS, ACC & LDW CIRCUIT |
| 42 | TPMS CIRCUIT |
| 43 | ALLISON 2200/2500 TRANS BASIC CIRCUIT |
| 44 | ALLISON 3000/3500 TRANS BASIC CIRCUIT |
| 45 | DIAGNOSIS CIRCUIT |
| 46 | DIAG' CONNECTOR CIRCUIT |
| 47 | DIFF LOCK CONTROL CIRCUIT |
| 48 | AIR DRIER CIRCUIT |
| 49 | AIR SUS DUMP CIRCUIT |
| 50 | VEHICLE CAN CIRCUIT |
| 51 | TELEMATICS CIRCUIT |
| 52 | SLIDE COUPLER LOCK CIRCUIT |
| 53 | FUEL FILTER SYSTEM CIRCUIT |

[NOTE] 1) There are all the specifications included options.

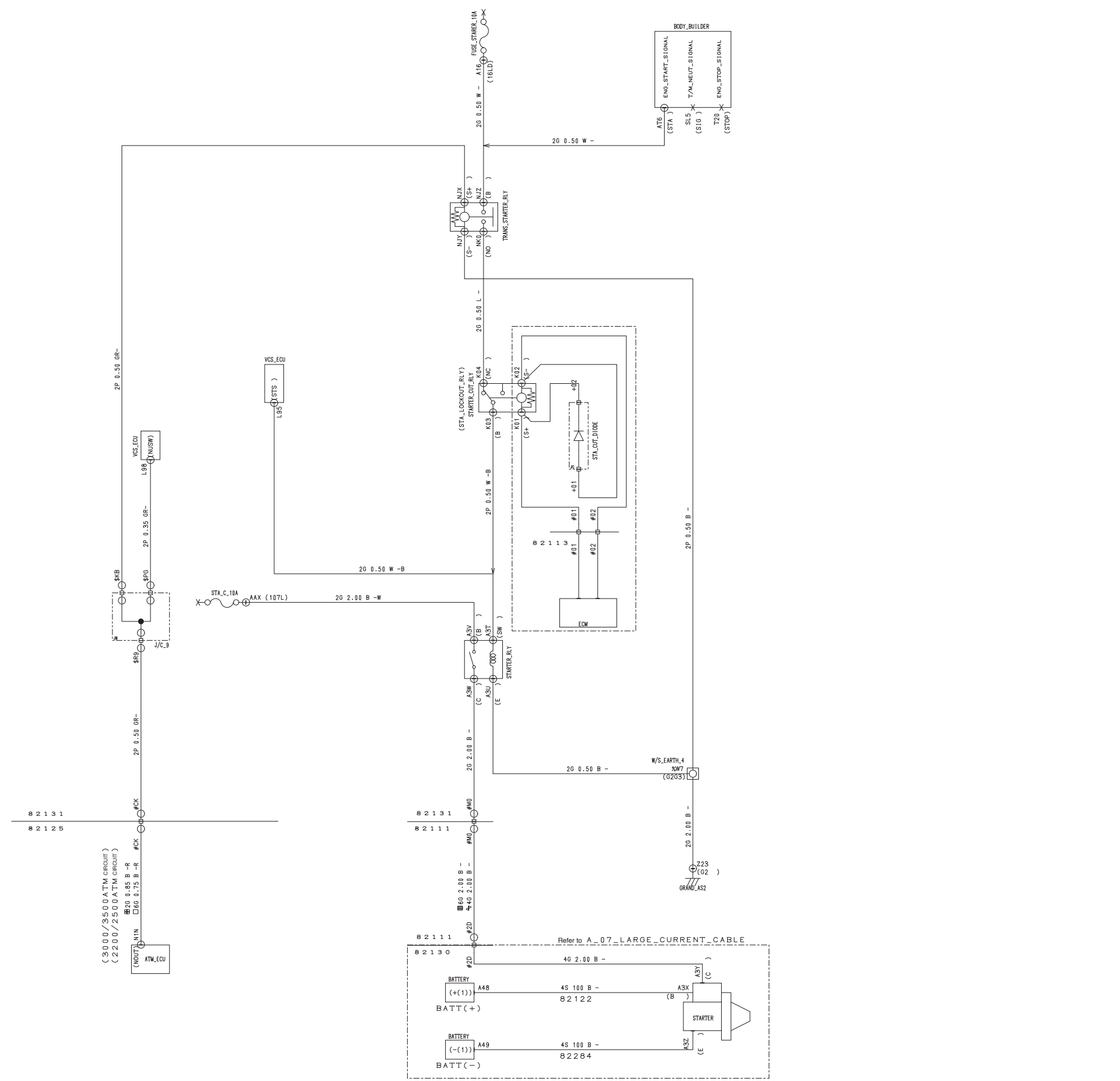
2) When you use these electrical diagrams, please understand the vehicle specifications.





















8 2 1 1 1

8 2 1 3 1

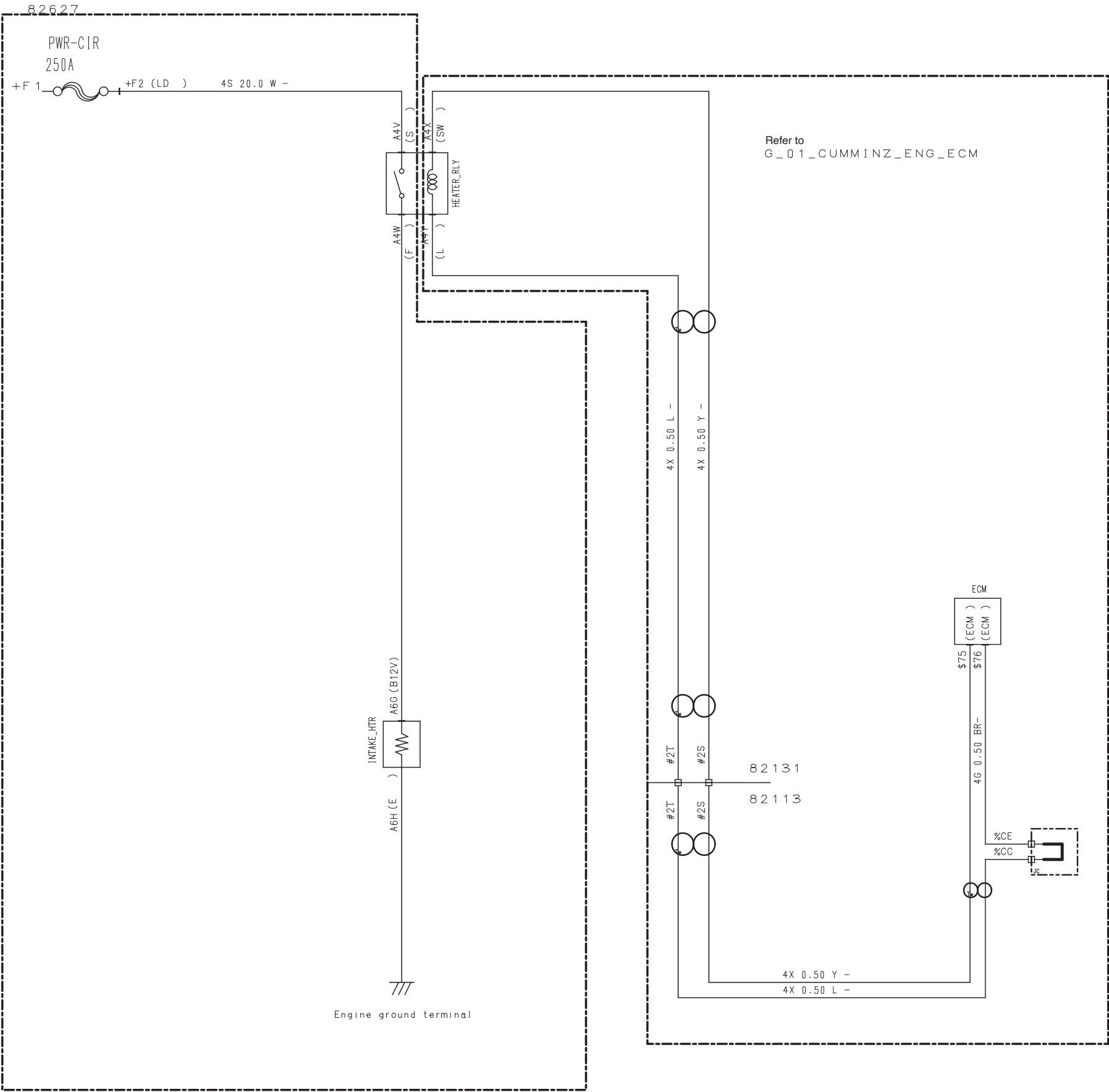


2. STARTING CIRCUIT

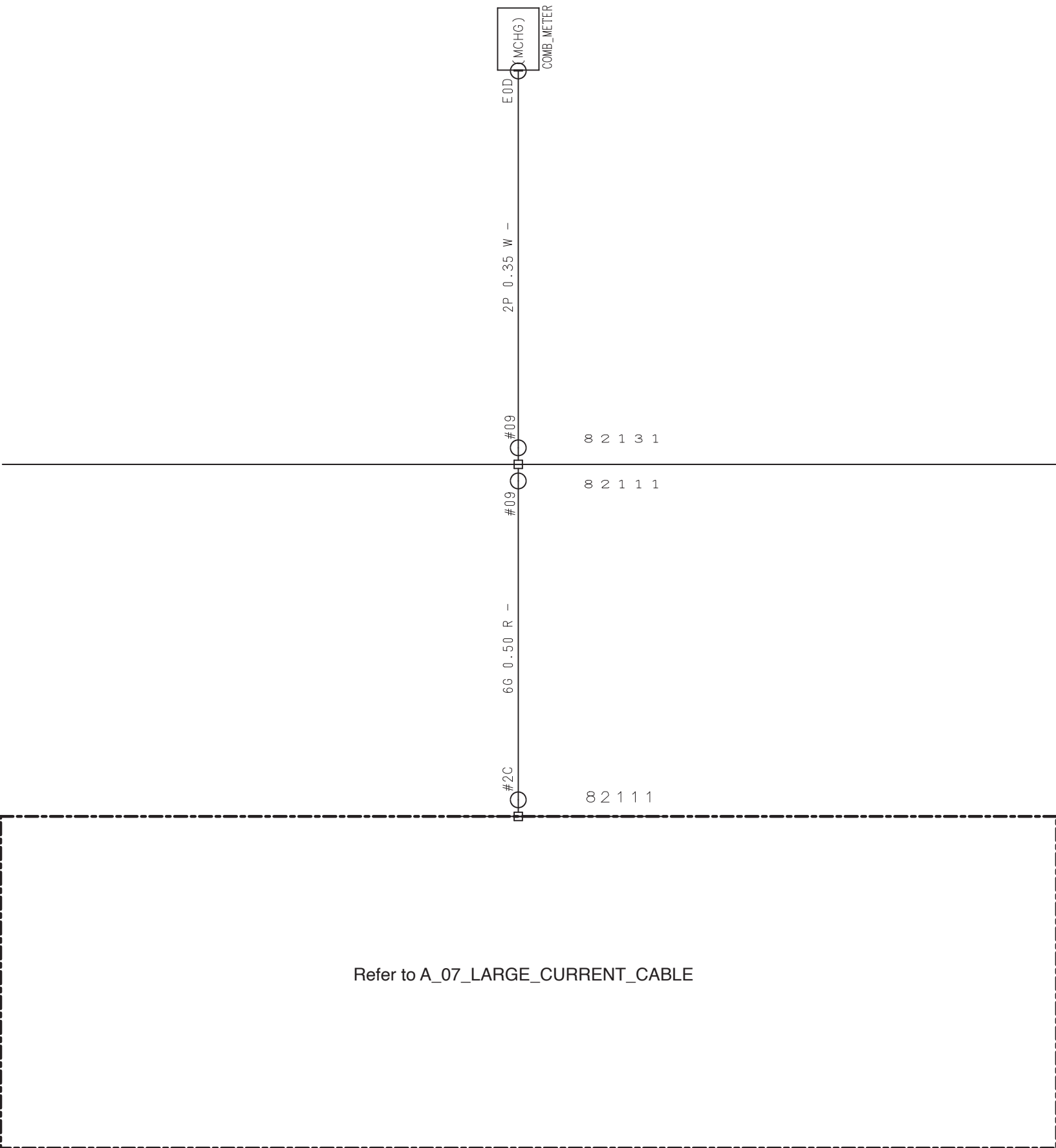


| |  |  |  |  |
|-----------|---------------------------------------------------------------------------------------|---------------------------------------------------------------------------------------|---------------------------------------------------------------------------------------|---------------------------------------------------------------------------------------|
| L SERIES |  |  |  |  |
| XL SERIES |  |  |  |  |
| XL SERIES |  |  |  |  |
| L SERIES |  |  |  |  |

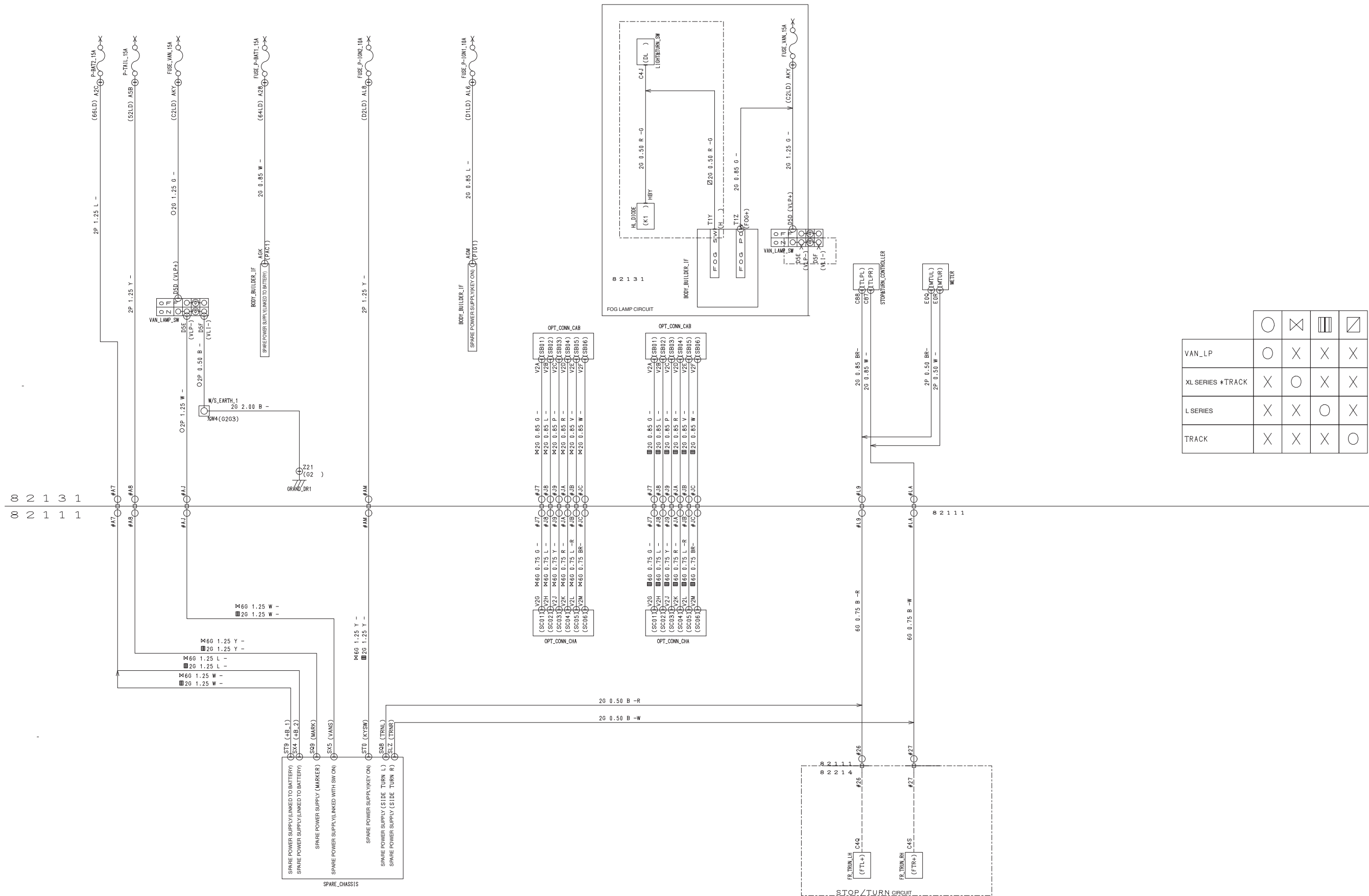
3. PRE-HEAT CIRCUIT



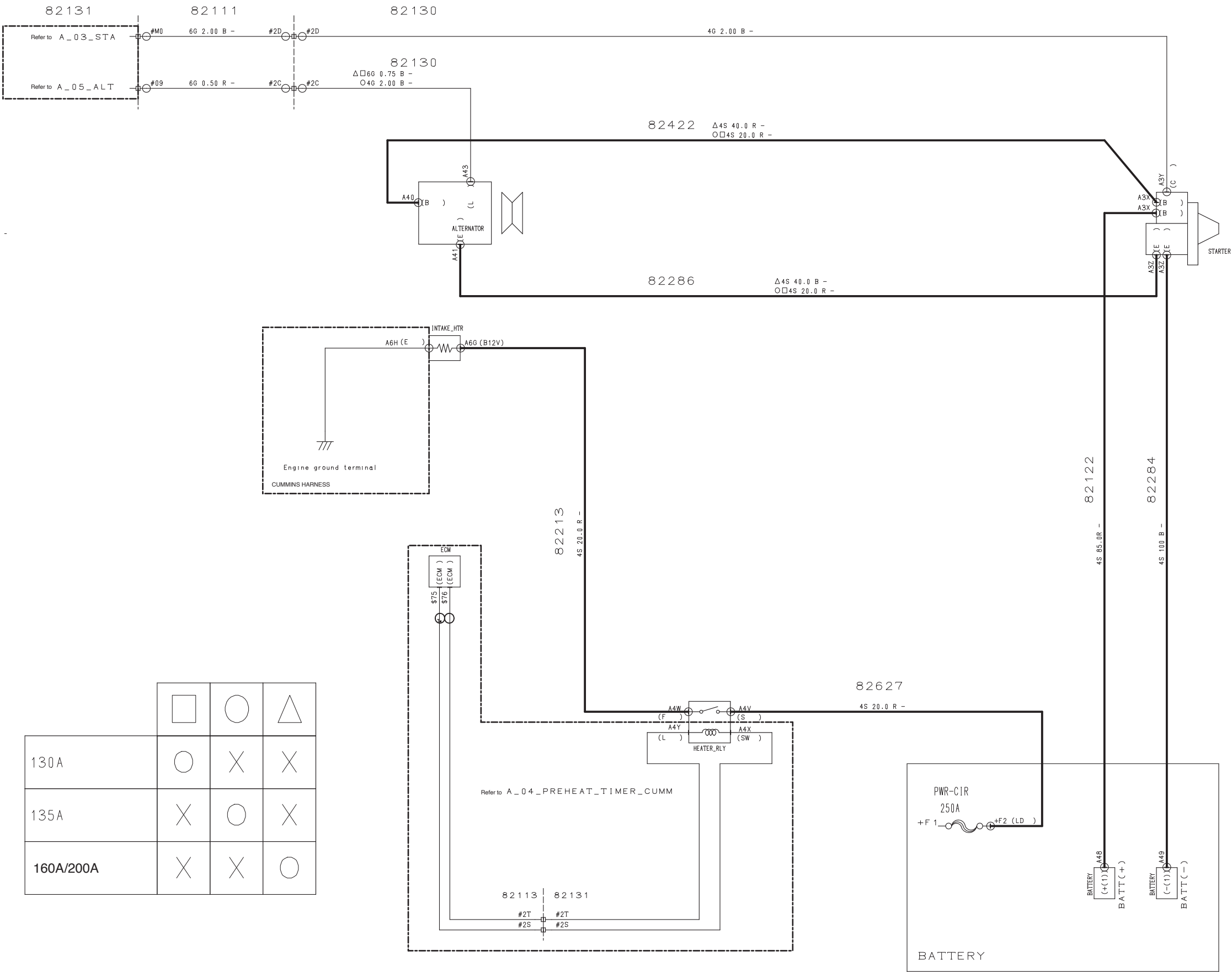
4. CHARGING CIRCUIT



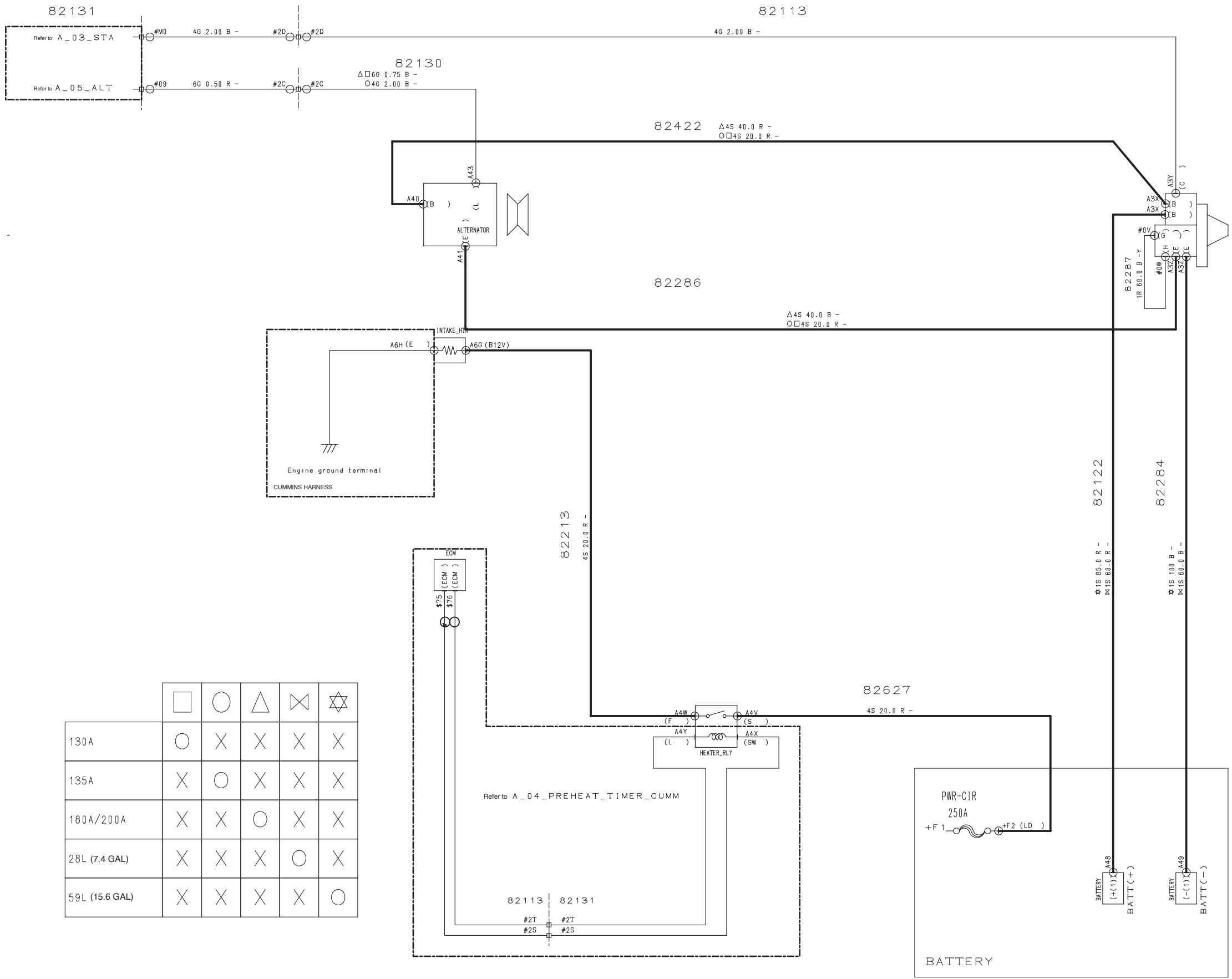
5. SPARE POWER SUPPLY CIRCUIT & FOG LAMP CIRCUIT



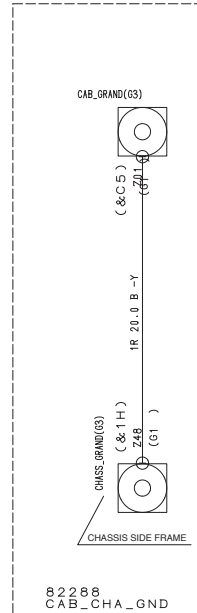
6. LARGE CURRENT CABLE CIRCUIT L SERIES



7. LARGE CURRENT CABLE CIRCUIT XL SERIES



G 4 | G 3 (G 5)



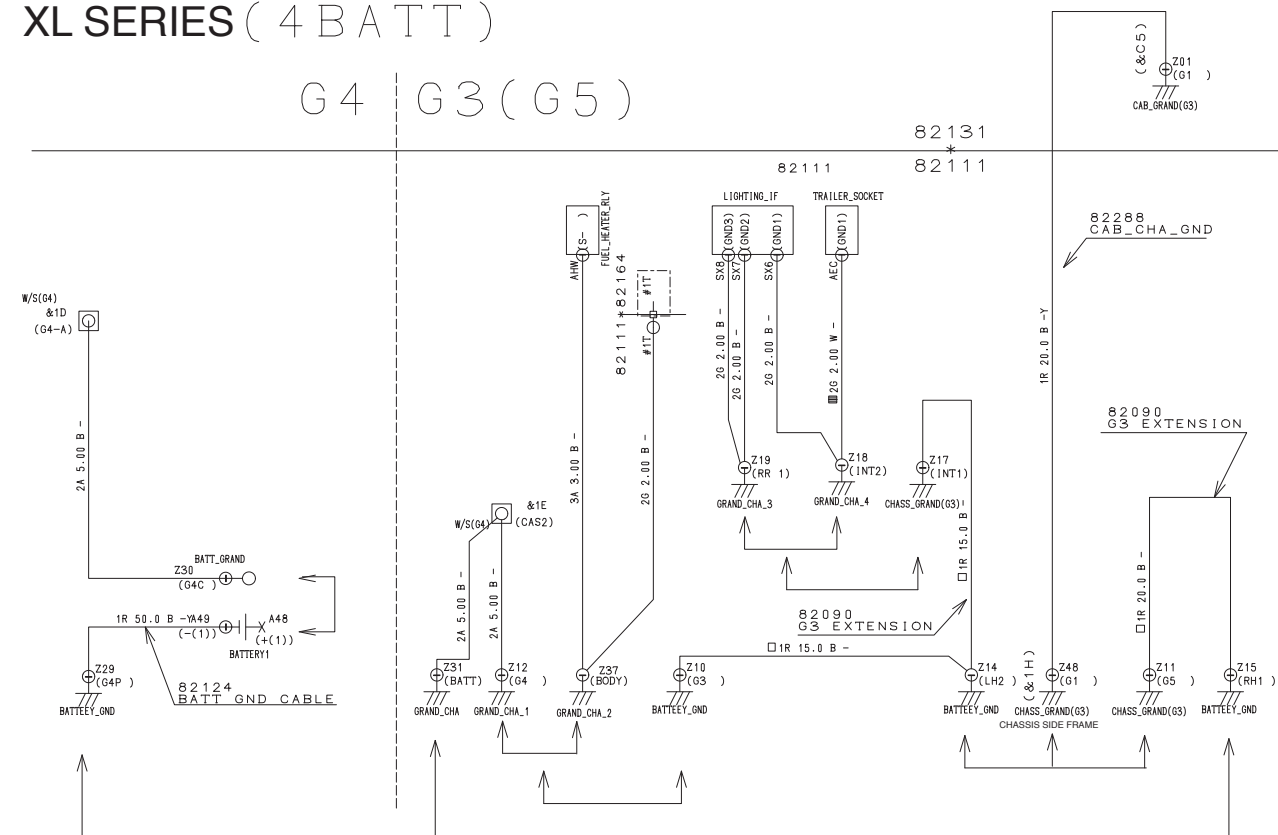
XL SERIES (2 , 3 BATT)



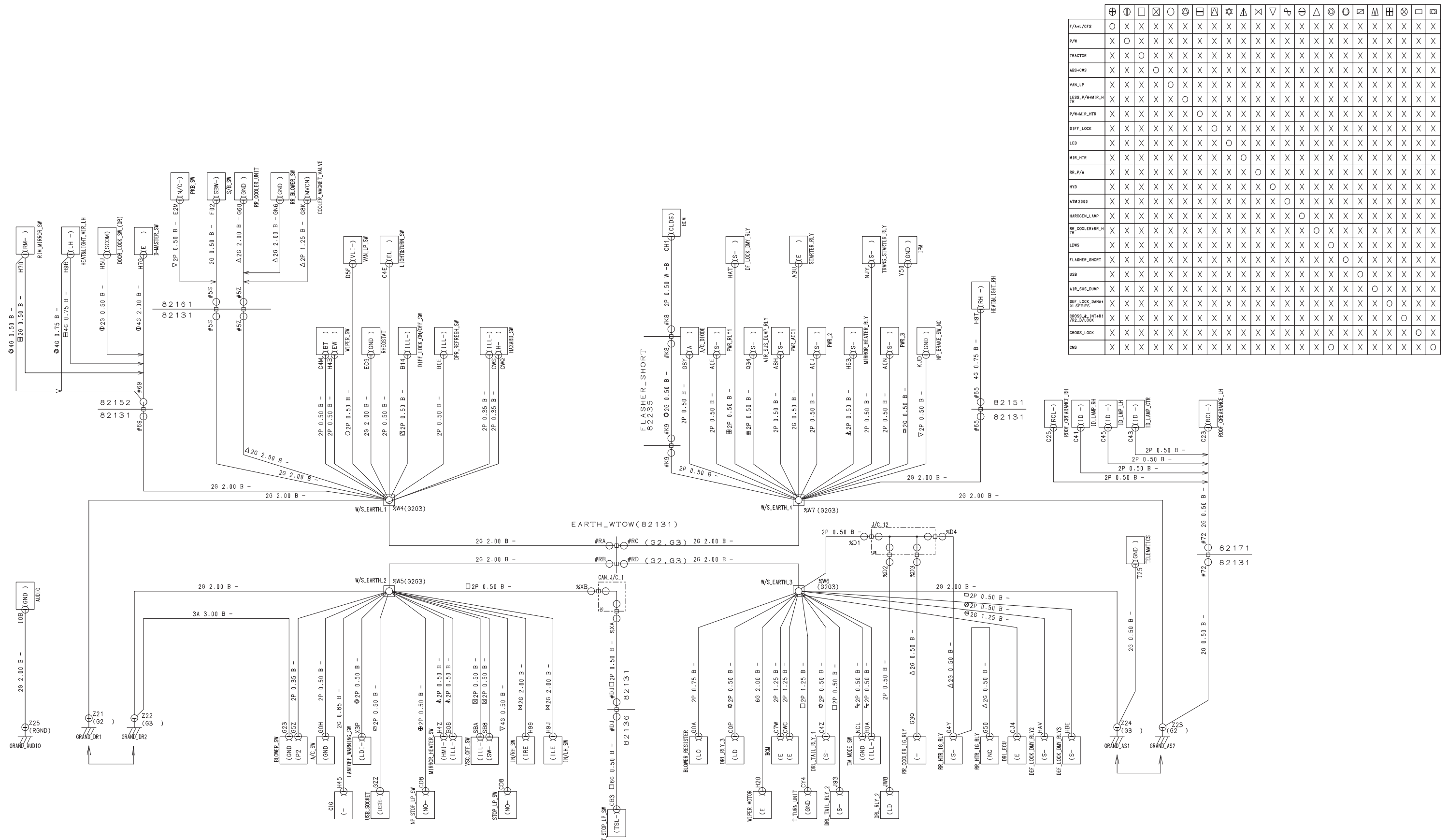
| | |
|-----|-------------|
| G 4 | G 3 (G 5) |
|-----|-------------|

XL SERIES (4 B A T T)

G 4 | G 3 (G 5)

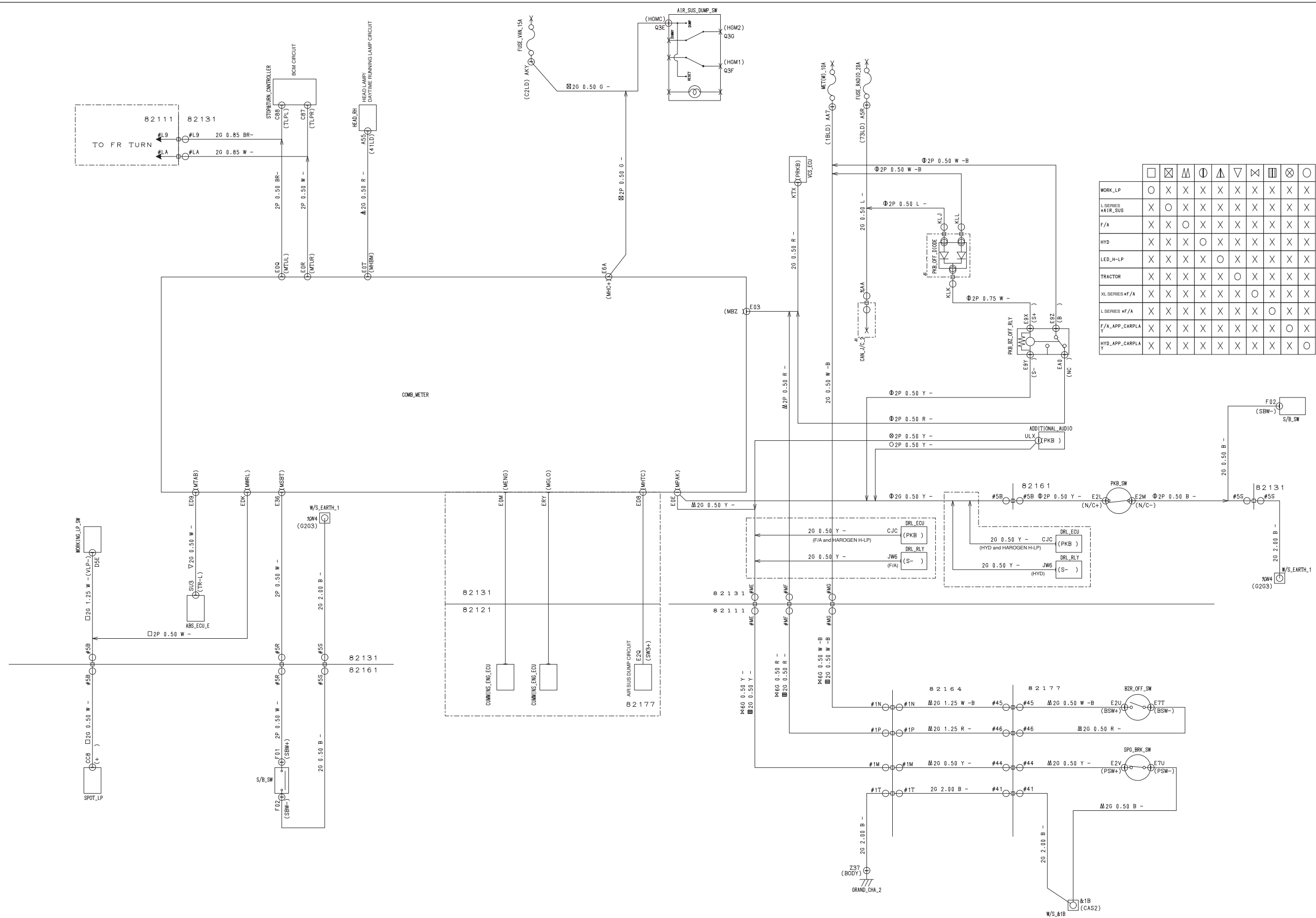


9. GRAND CIRCUIT_2

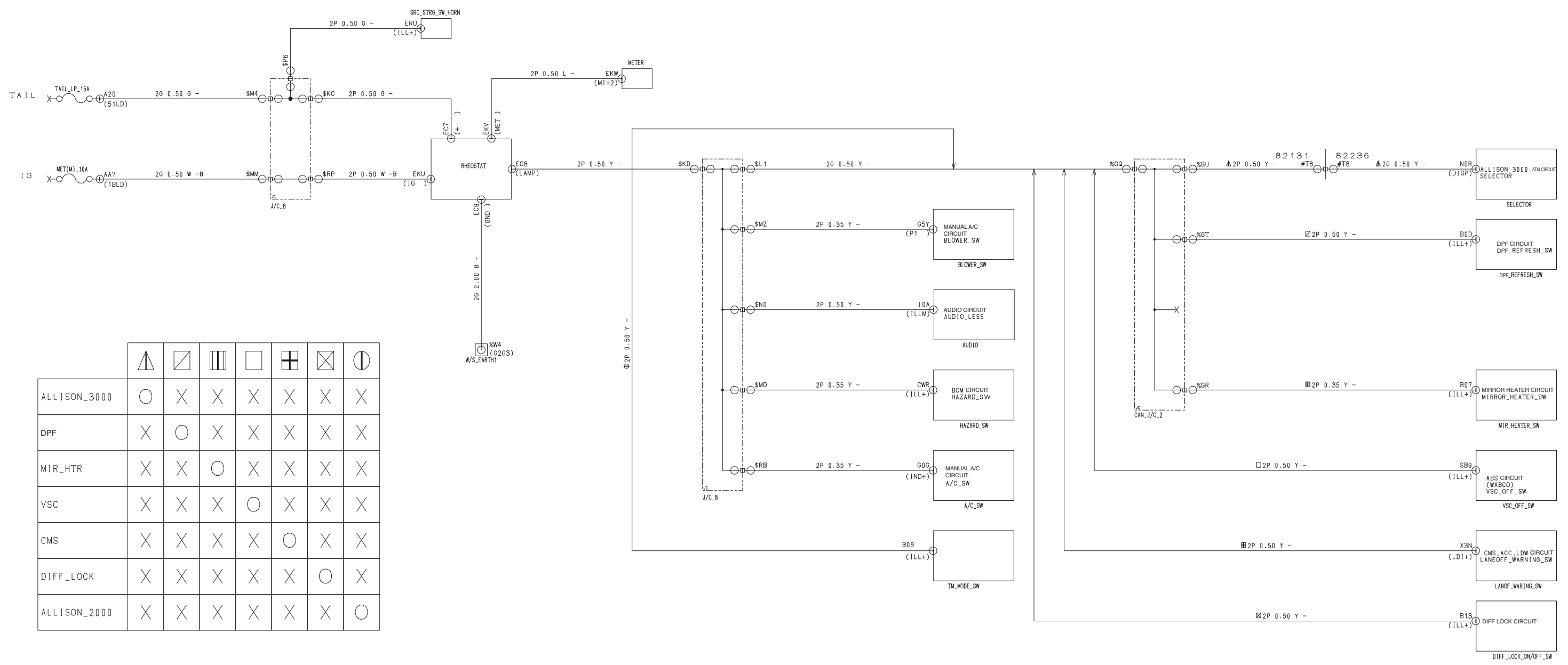


























































[illegible]

11. METER CIRCUIT_2

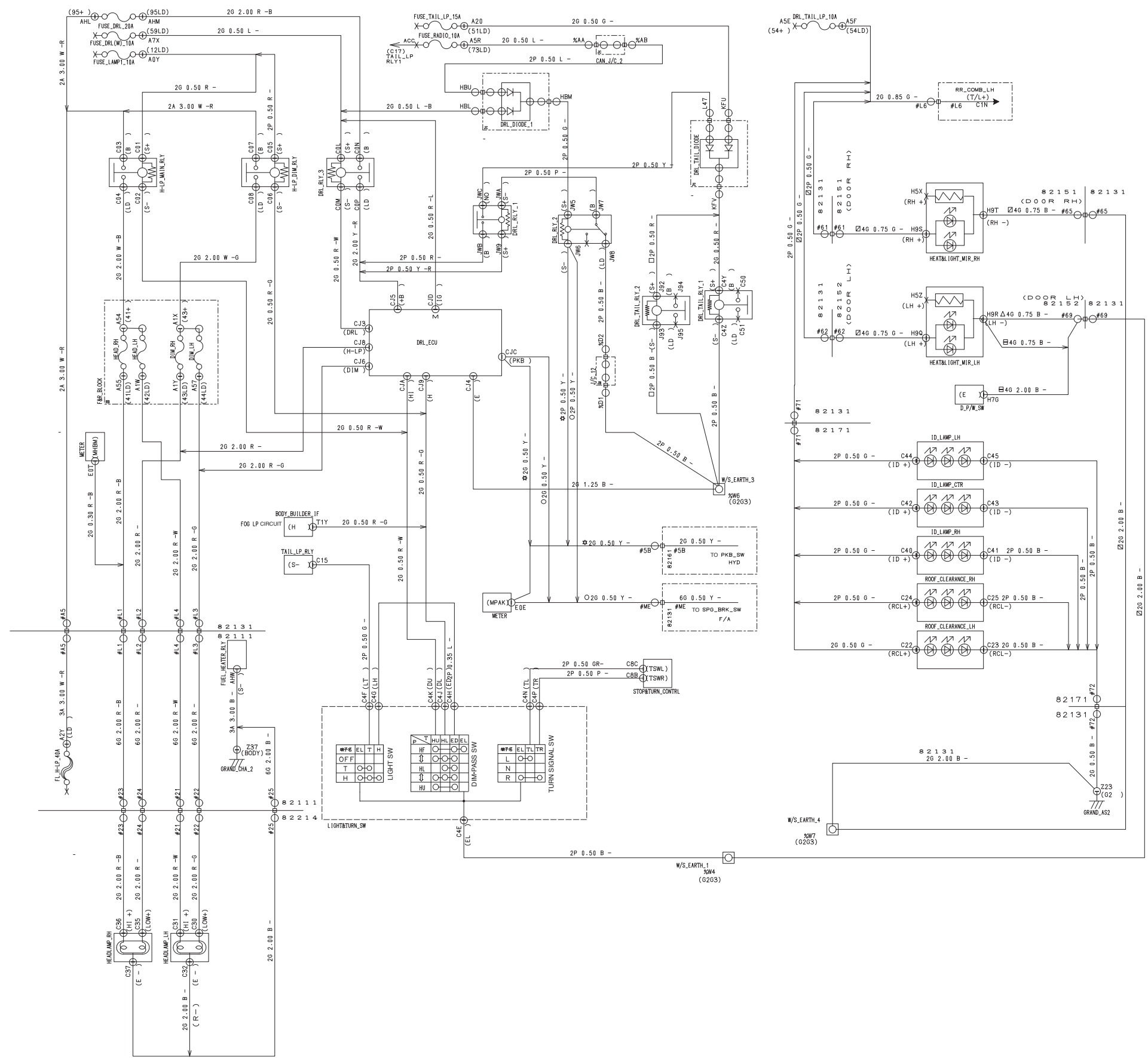














12. RHEOSTAT CIRCUIT



| |  |  |  |  |  |  |  |
|--------------|-------------------------------------------------------------------------------------|-------------------------------------------------------------------------------------|-------------------------------------------------------------------------------------|-------------------------------------------------------------------------------------|-------------------------------------------------------------------------------------|-------------------------------------------------------------------------------------|-------------------------------------------------------------------------------------|
| ALLISON_3000 |  |  |  |  |  |  |  |
| DPF |  |  |  |  |  |  |  |
| MIR_HTR |  |  |  |  |  |  |  |
| VSC |  |  |  |  |  |  |  |
| CMS |  |  |  |  |  |  |  |
| DIFF_LOCK |  |  |  |  |  |  |  |
| ALLISON_2000 |  |  |  |  |  |  |  |

13. HALOGEN HEAD LAMP & DAY TIME RUNNING LAMP CIRCUIT

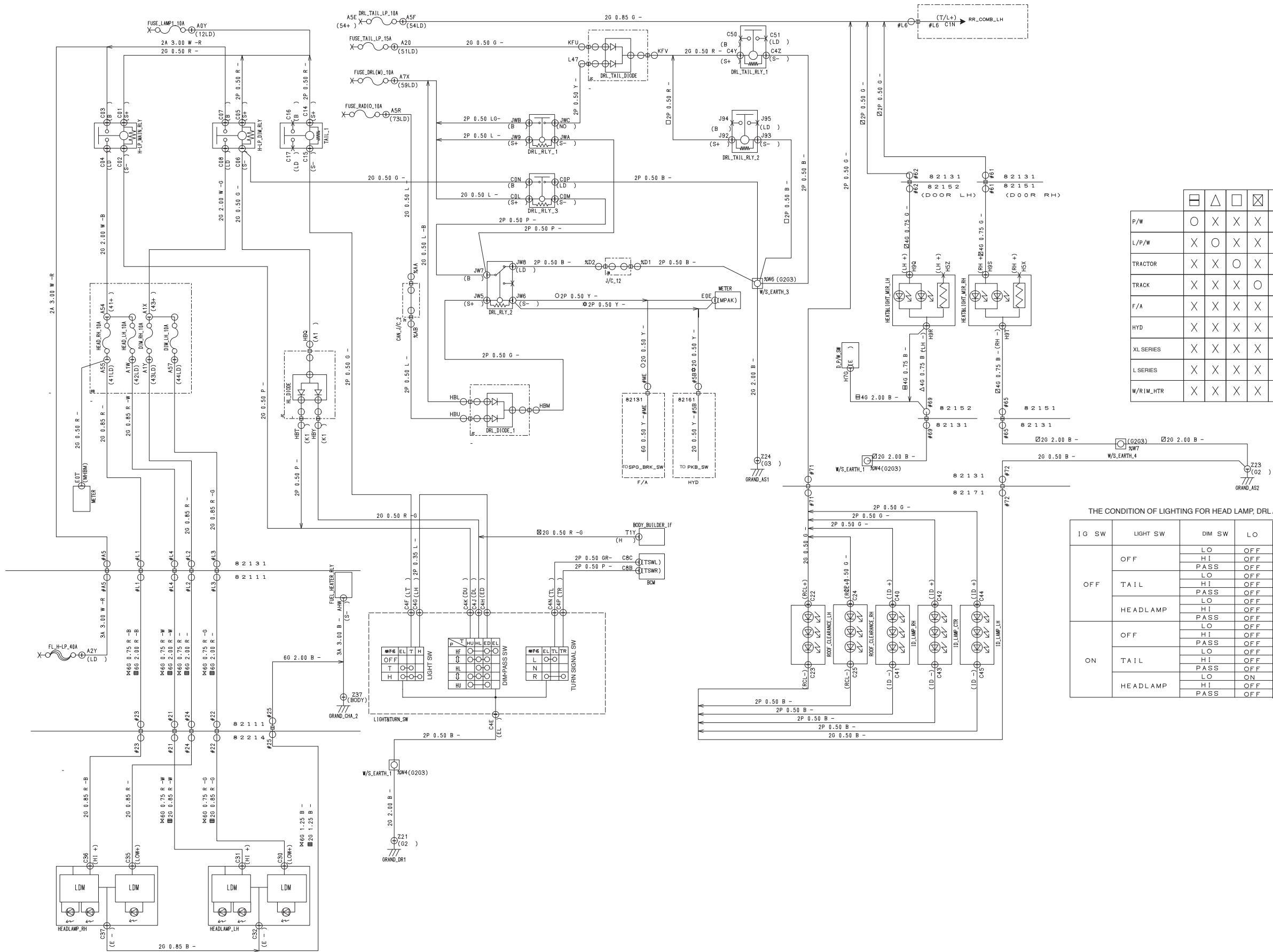


| |  |  |  |  |  |  |
|-----------|-------------------------------------------------------------------------------------|-------------------------------------------------------------------------------------|-------------------------------------------------------------------------------------|-------------------------------------------------------------------------------------|-------------------------------------------------------------------------------------|-------------------------------------------------------------------------------------|
| P/W |  | X | X | X | X | X |
| L/P/W | X |  | X | X | X | X |
| F/A | X | X |  | X | X | X |
| HYD | X | X | X |  | X | X |
| TRACTOR | X | X | X | X |  | X |
| W/RIM_HTR | X | X | X | X | X |  |

THE CONDITION OF LIGHTING FOR HEAD LAMP, DRL AND TAIL LAMP

| IG SW | LIGHT SW | DIM SW | LO | HI | DAYLIGHT | TAIL |
|-------|----------|--------|-----|-----|----------|------|
| OFF | OFF | LO | OFF | OFF | OFF | OFF |
| | | HI | OFF | OFF | OFF | OFF |
| | | PASS | OFF | OFF | OFF | OFF |
| | TAIL | LO | OFF | OFF | OFF | OFF |
| | | HI | OFF | OFF | OFF | OFF |
| | | PASS | OFF | OFF | OFF | OFF |
| | HEADLAMP | LO | OFF | OFF | OFF | OFF |
| | | HI | OFF | OFF | OFF | OFF |
| | | PASS | OFF | OFF | OFF | OFF |
| ON | OFF | LO | OFF | OFF | ON | OFF |
| | | HI | OFF | OFF | ON | OFF |
| | | PASS | OFF | ON | ON | OFF |
| | TAIL | LO | OFF | OFF | OFF | ON |
| | | HI | OFF | OFF | OFF | ON |
| | | PASS | OFF | ON | OFF | ON |
| | HEADLAMP | LO | ON | OFF | OFF | ON |
| | | HI | OFF | ON | OFF | ON |
| | | PASS | OFF | ON | OFF | ON |

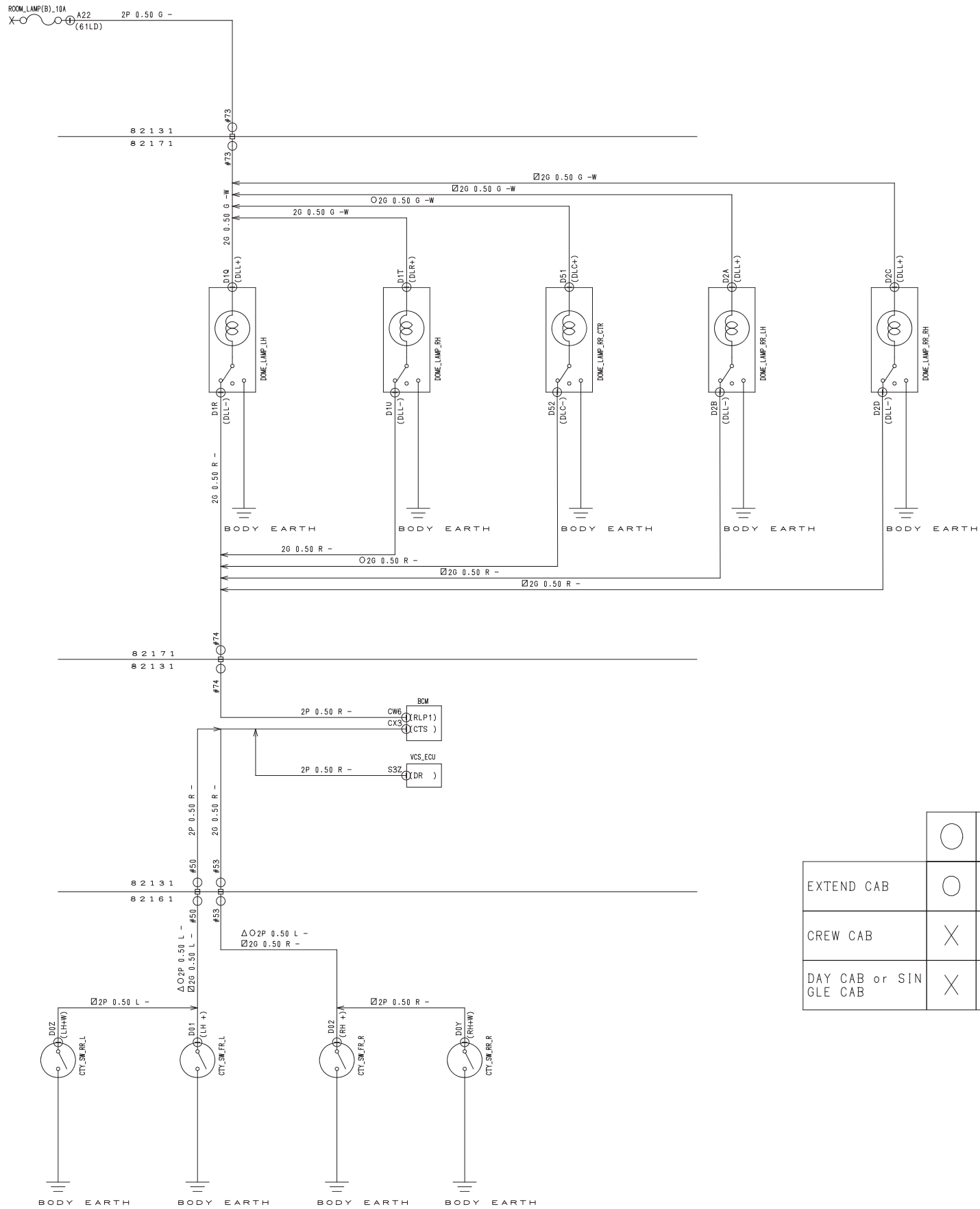
14. LED HEAD LAMP & DAY TIME RUNNING LAMP CIRCUIT



| | | | | | | | | |
|-----------|--|--|--|--|--|--|--|--|
| | | | | | | | | |
| P/W | | | | | | | | |
| L/P/W | | | | | | | | |
| TRACTOR | | | | | | | | |
| TRACK | | | | | | | | |
| F/A | | | | | | | | |
| HYD | | | | | | | | |
| XL SERIES | | | | | | | | |
| L SERIES | | | | | | | | |
| W/R1M_HTR | | | | | | | | |

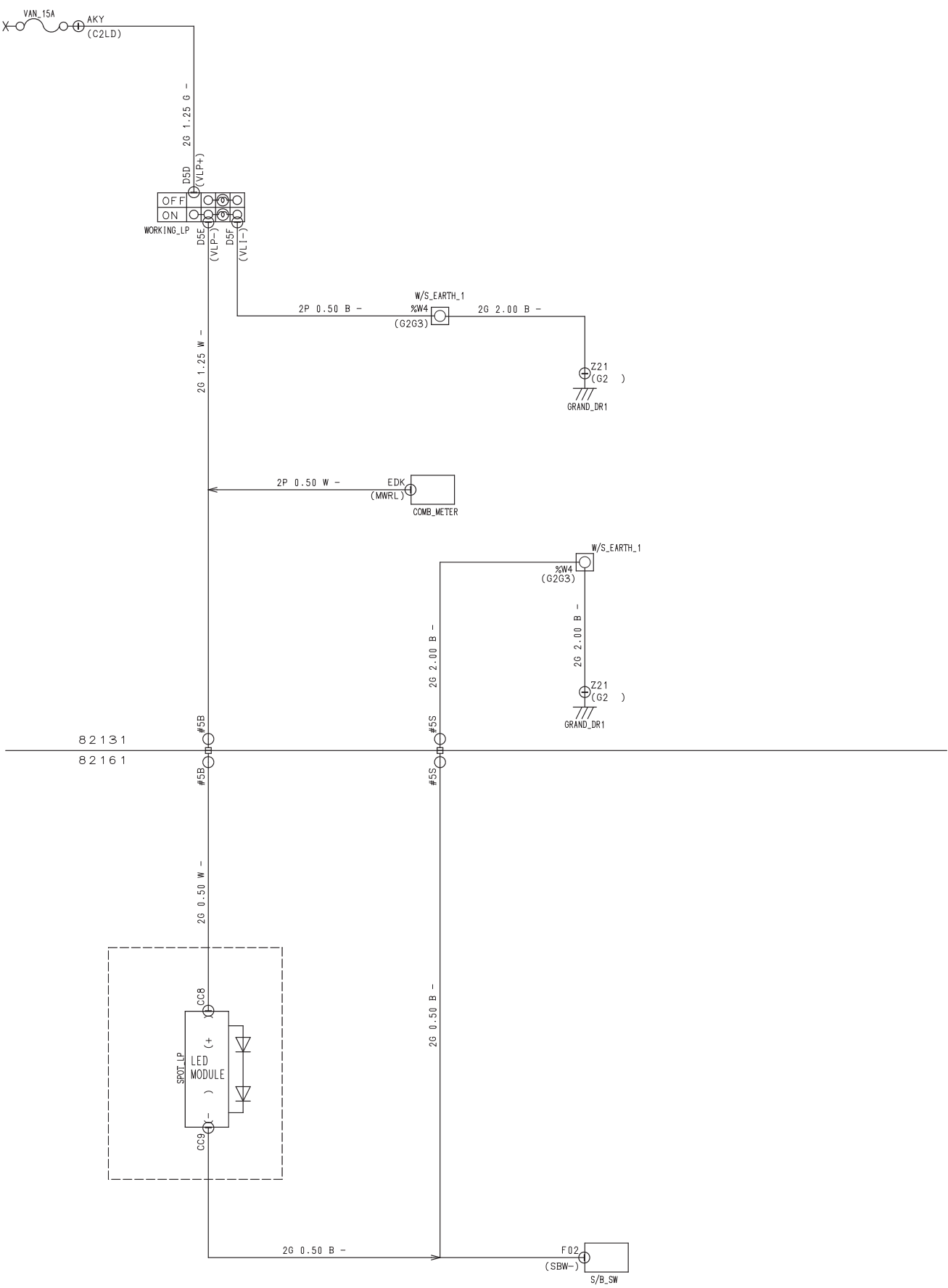
| THE CONDITION OF LIGHTING FOR HEAD LAMP, DRL AND TAIL LAMP | | | | | | |
|------------------------------------------------------------|----------|--------|-----|-----|----------|------|
| IG SW | LIGHT SW | DIM SW | LO | HI | DAYLIGHT | TAIL |
| OFF | OFF | LO | OFF | OFF | OFF | OFF |
| | | HI | OFF | OFF | OFF | OFF |
| | | PASS | OFF | OFF | OFF | OFF |
| | TAIL | LO | OFF | OFF | OFF | OFF |
| | | HI | OFF | OFF | OFF | OFF |
| | | PASS | OFF | OFF | OFF | OFF |
| ON | OFF | LO | OFF | OFF | ON | OFF |
| | | HI | OFF | OFF | ON | OFF |
| | | PASS | OFF | ON | ON | OFF |
| | TAIL | LO | OFF | OFF | OFF | ON |
| | | HI | OFF | OFF | OFF | ON |
| | | PASS | ON | ON | OFF | ON |

15. ROOM LAMP CIRCUIT

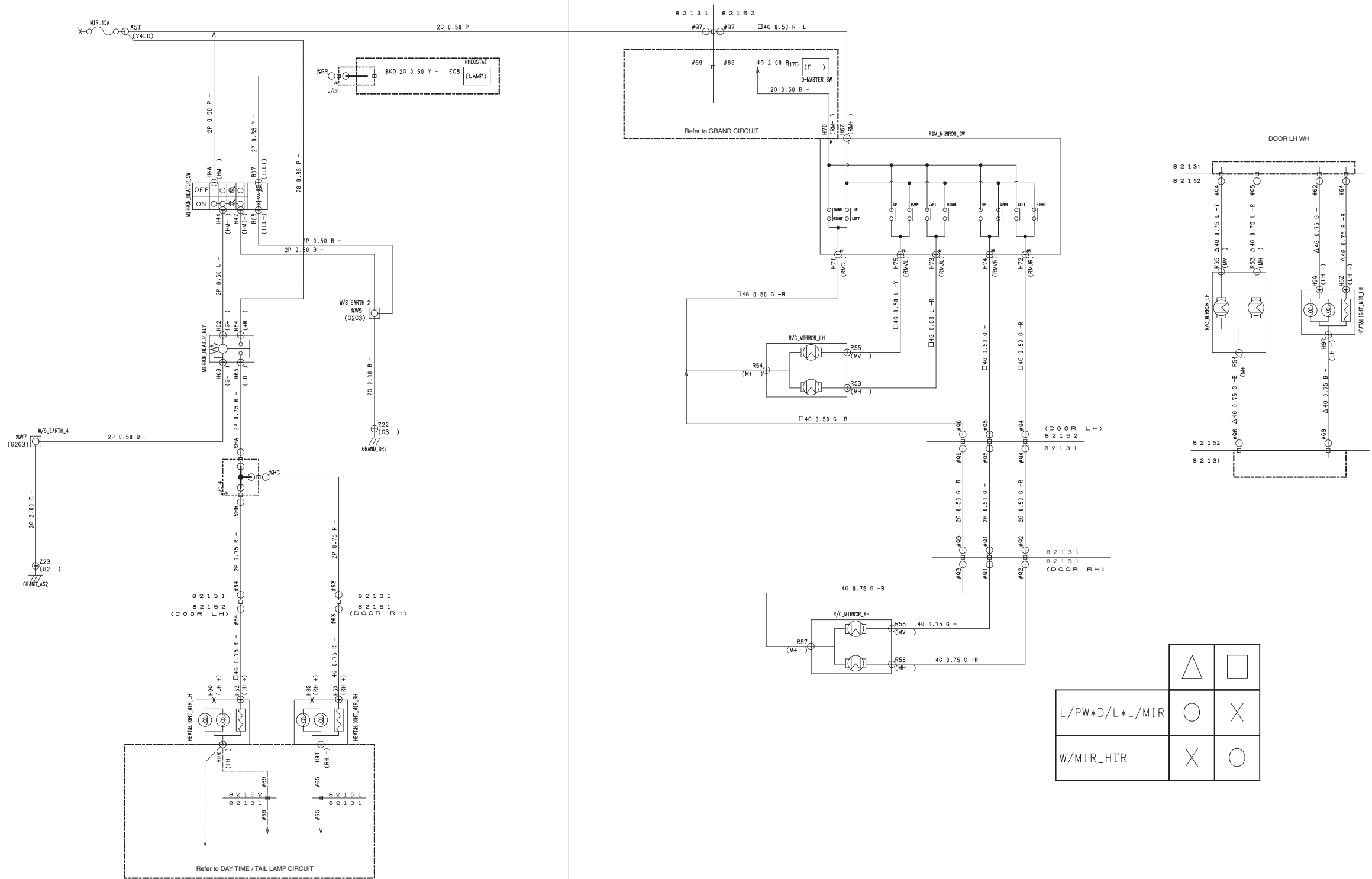


| | | | |
|-----------------------|---|---|---|
| | | | |
| EXTEND CAB | | X | X |
| CREW CAB | X | | X |
| DAY CAB or SINGLE CAB | X | X | |

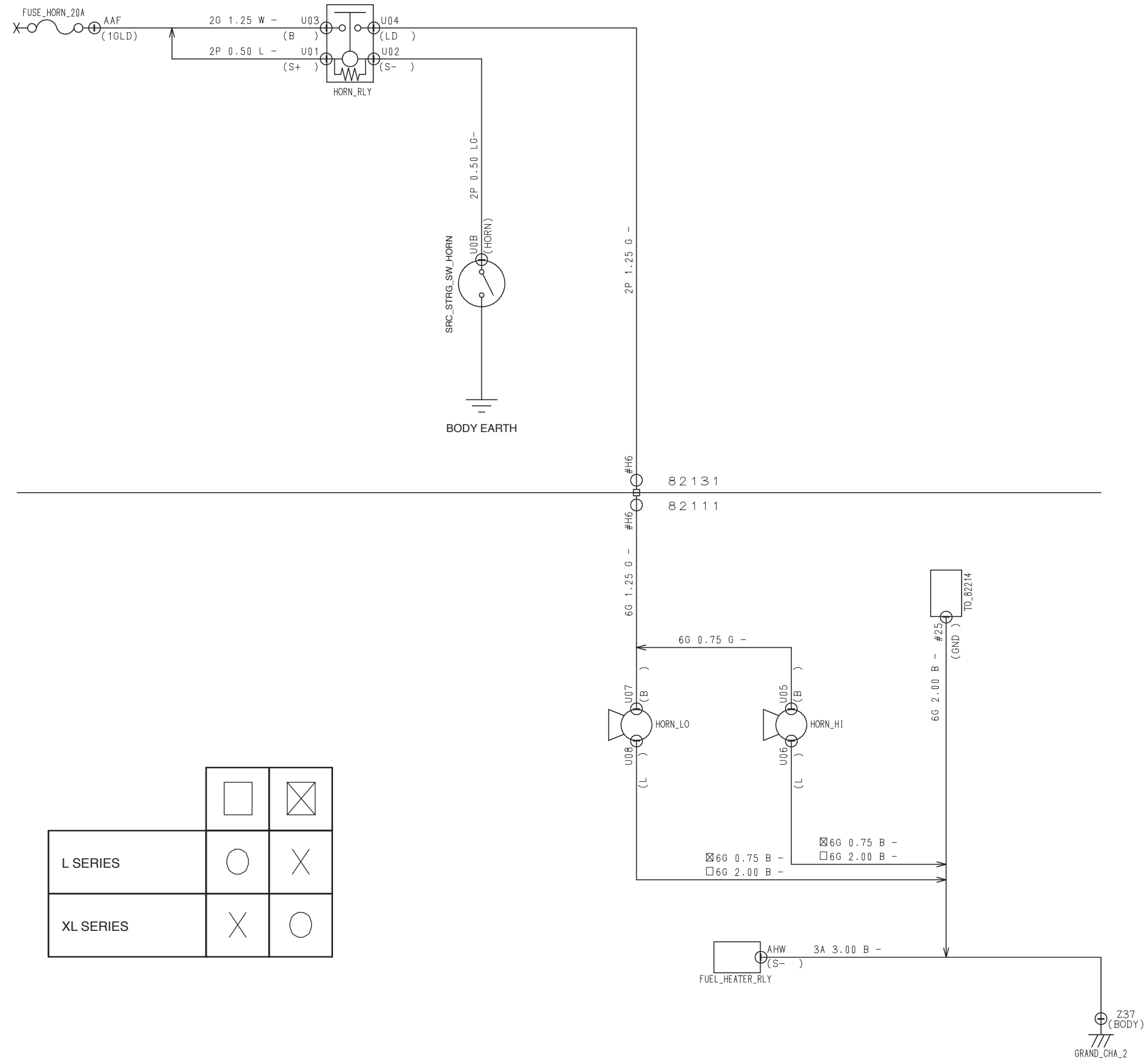
16. WORKING LAMP CIRCUIT



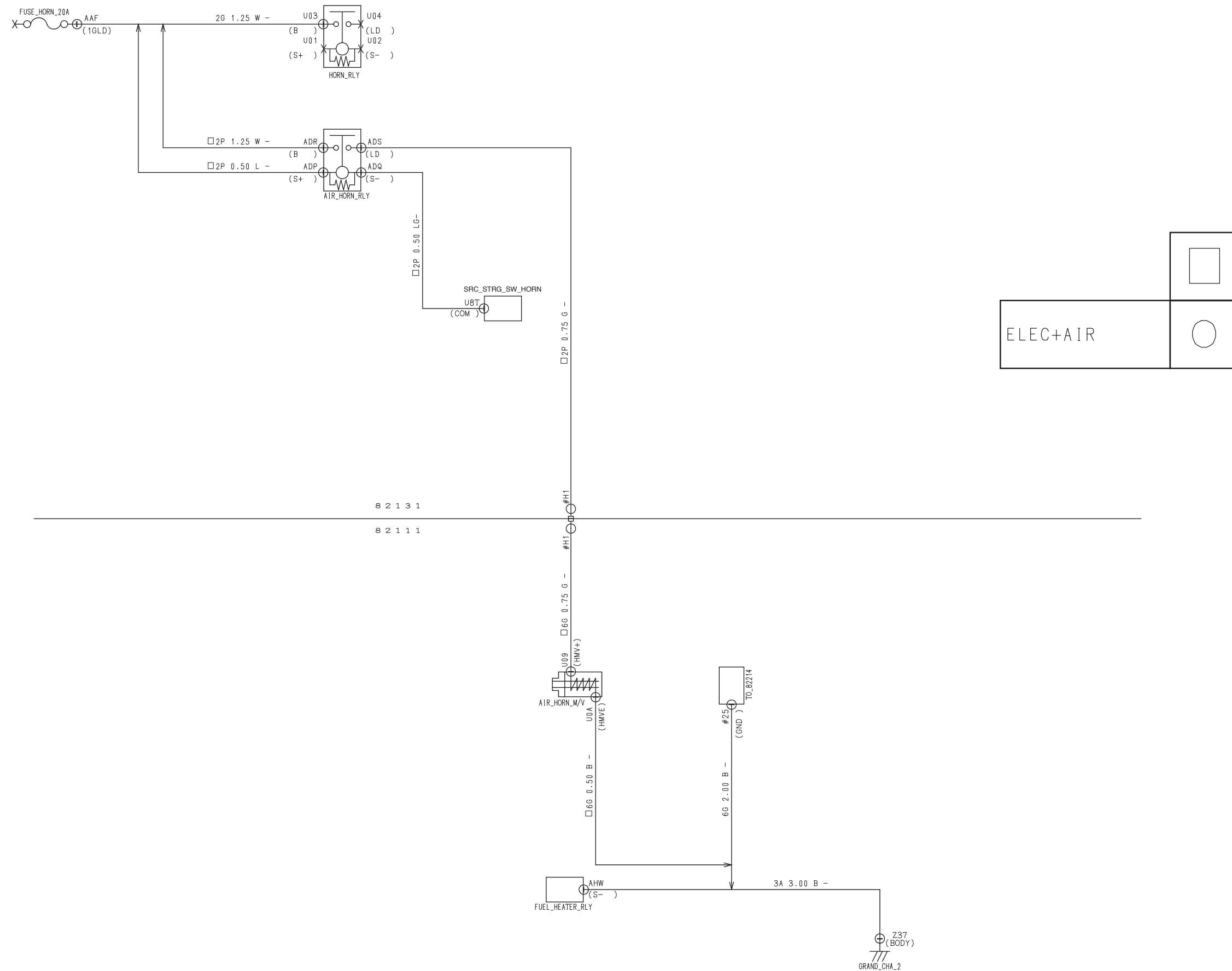
17. HEATING MIRROR CIRCUIT & REMOTE CONTROL MIRROR CIRCUIT



18. ELECTRICAL HORN CIRCUIT

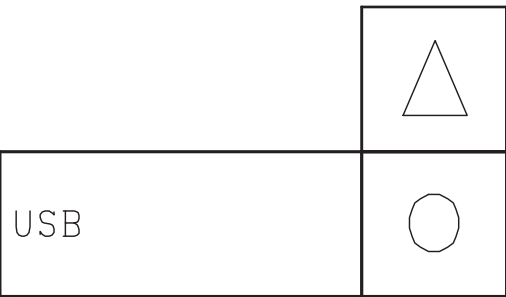
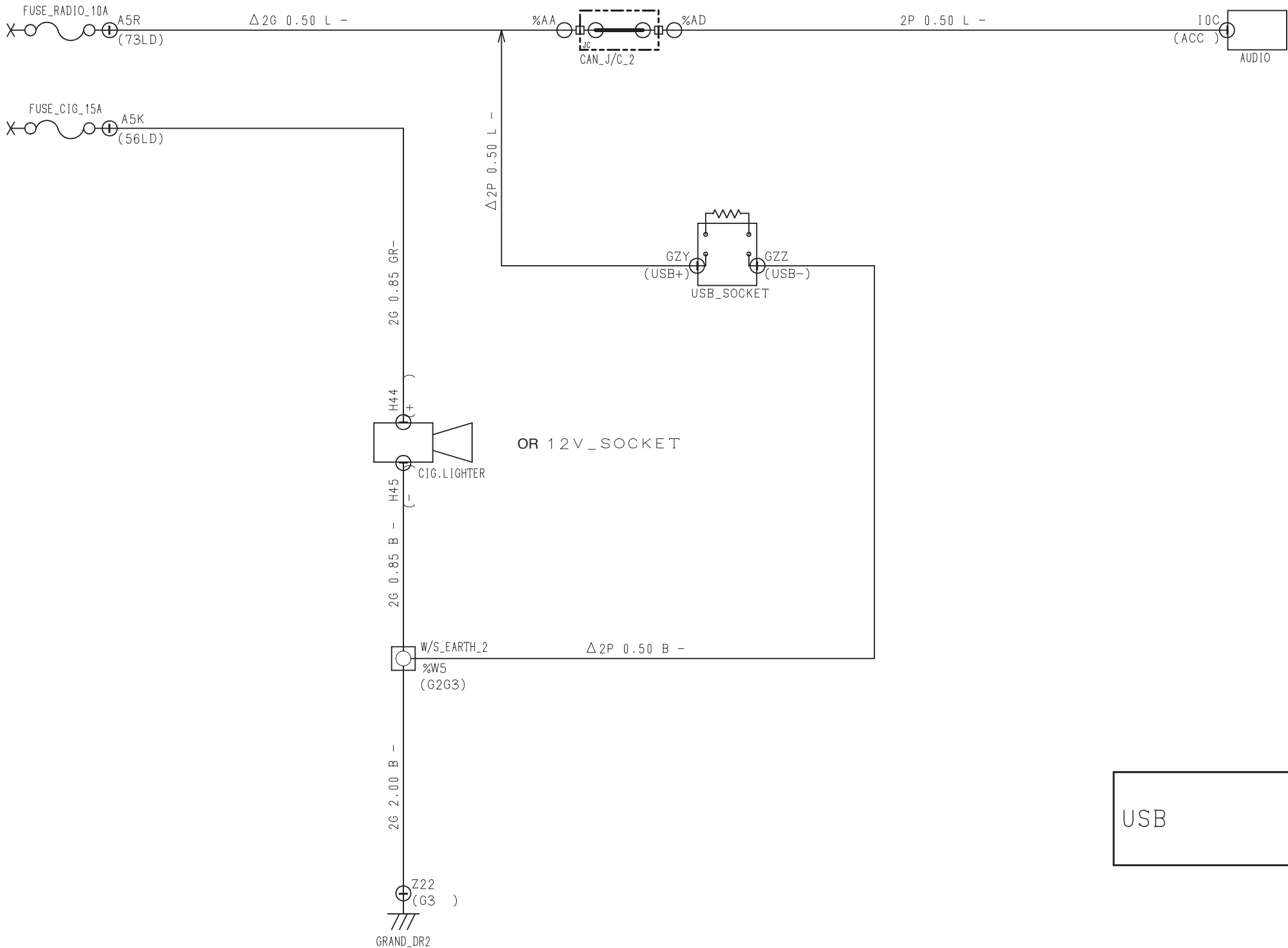


19. AIR HORN CIRCUIT

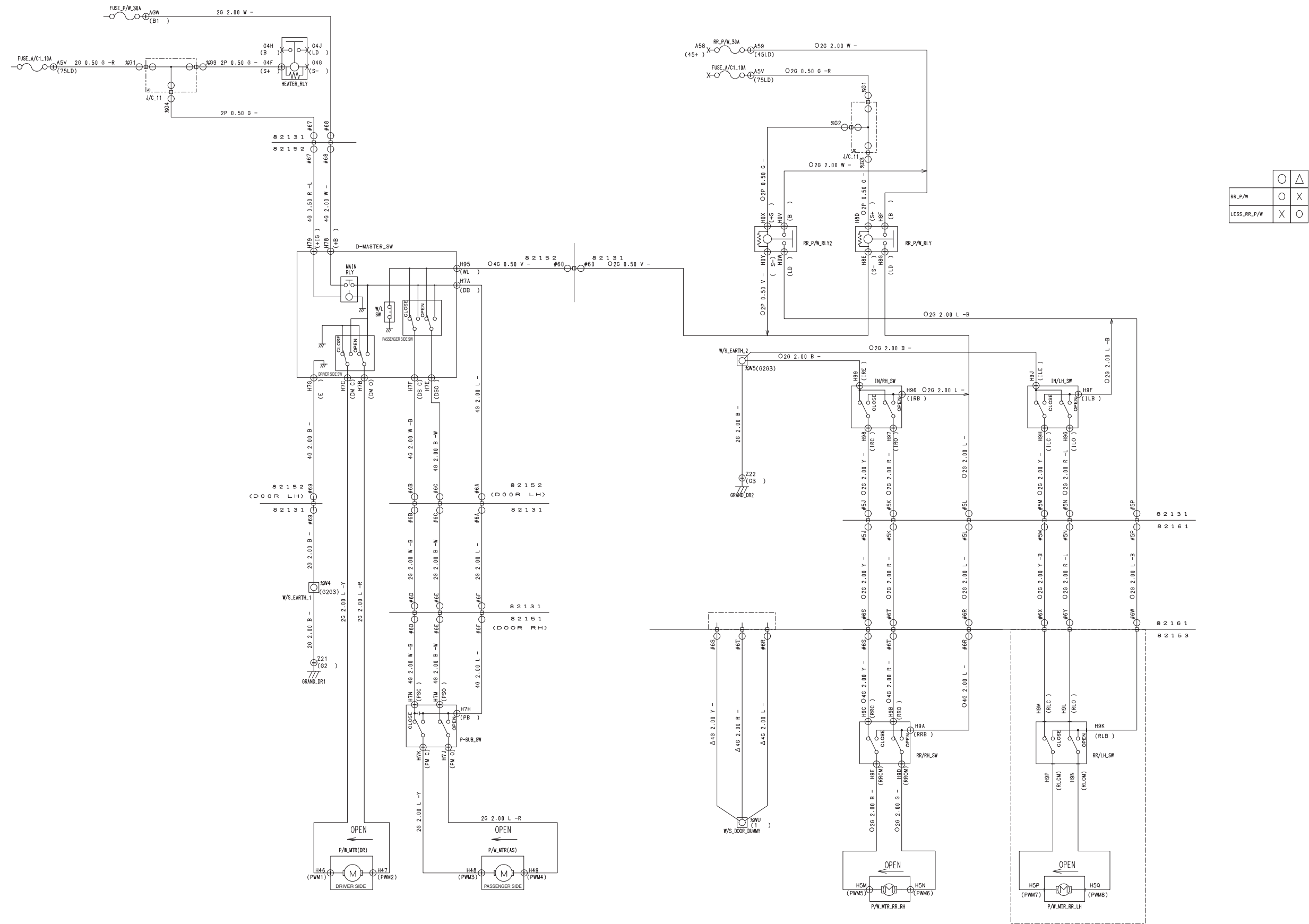


20. CIGARETTE LIGHTER & ACC. SOCKET CIRCUIT

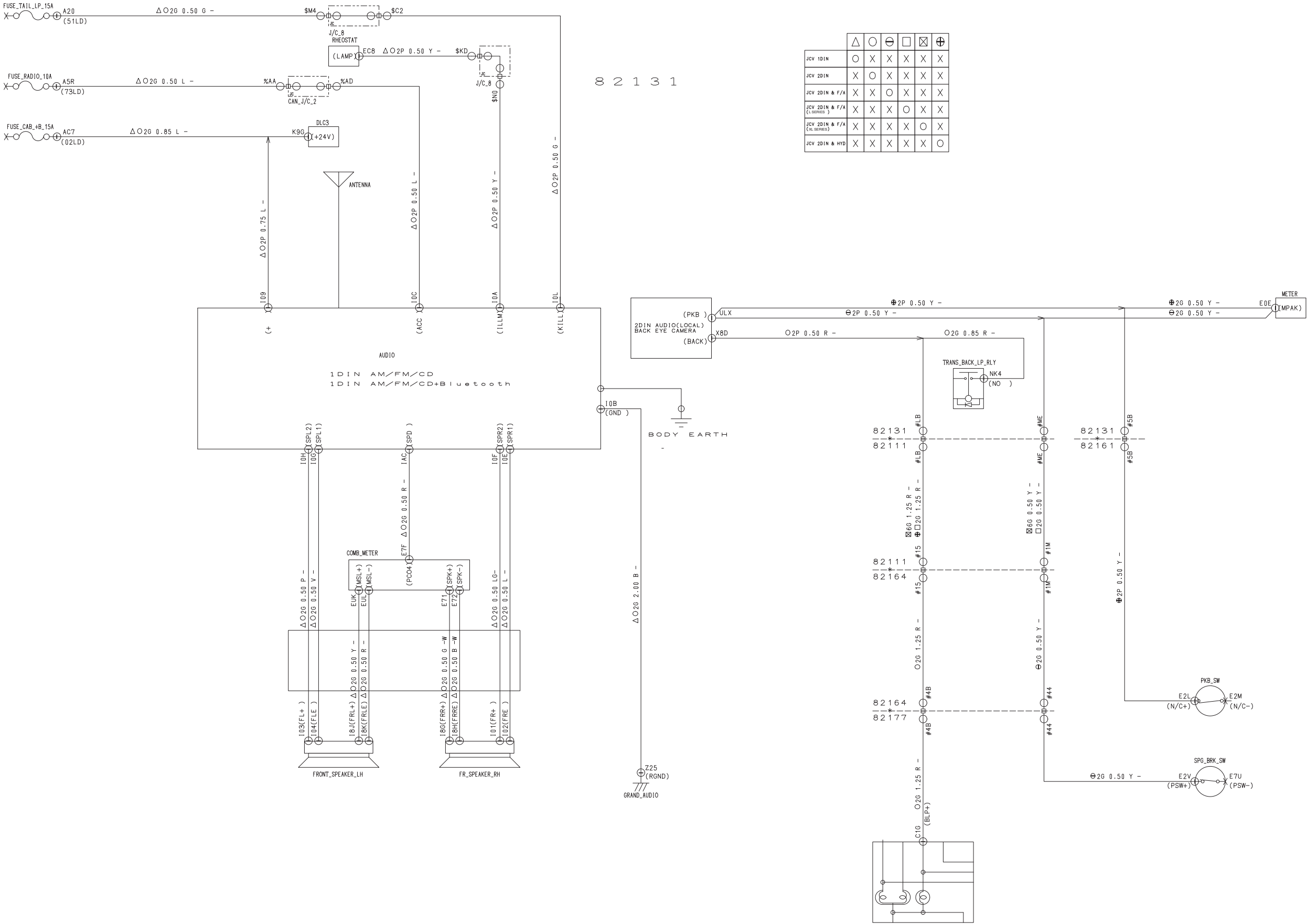
8 2 1 3 1



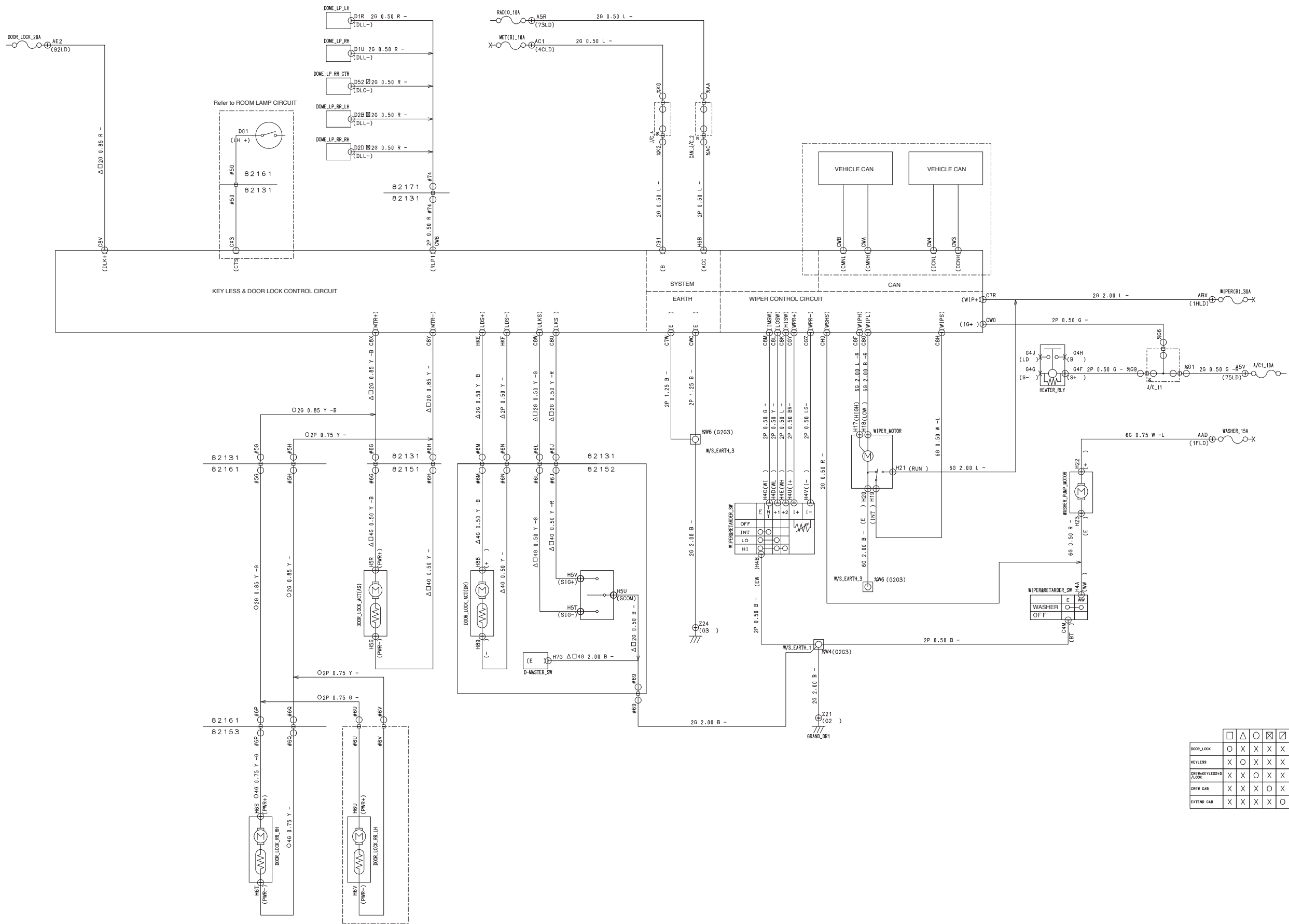
21. POWER WINDOW CIRCUIT



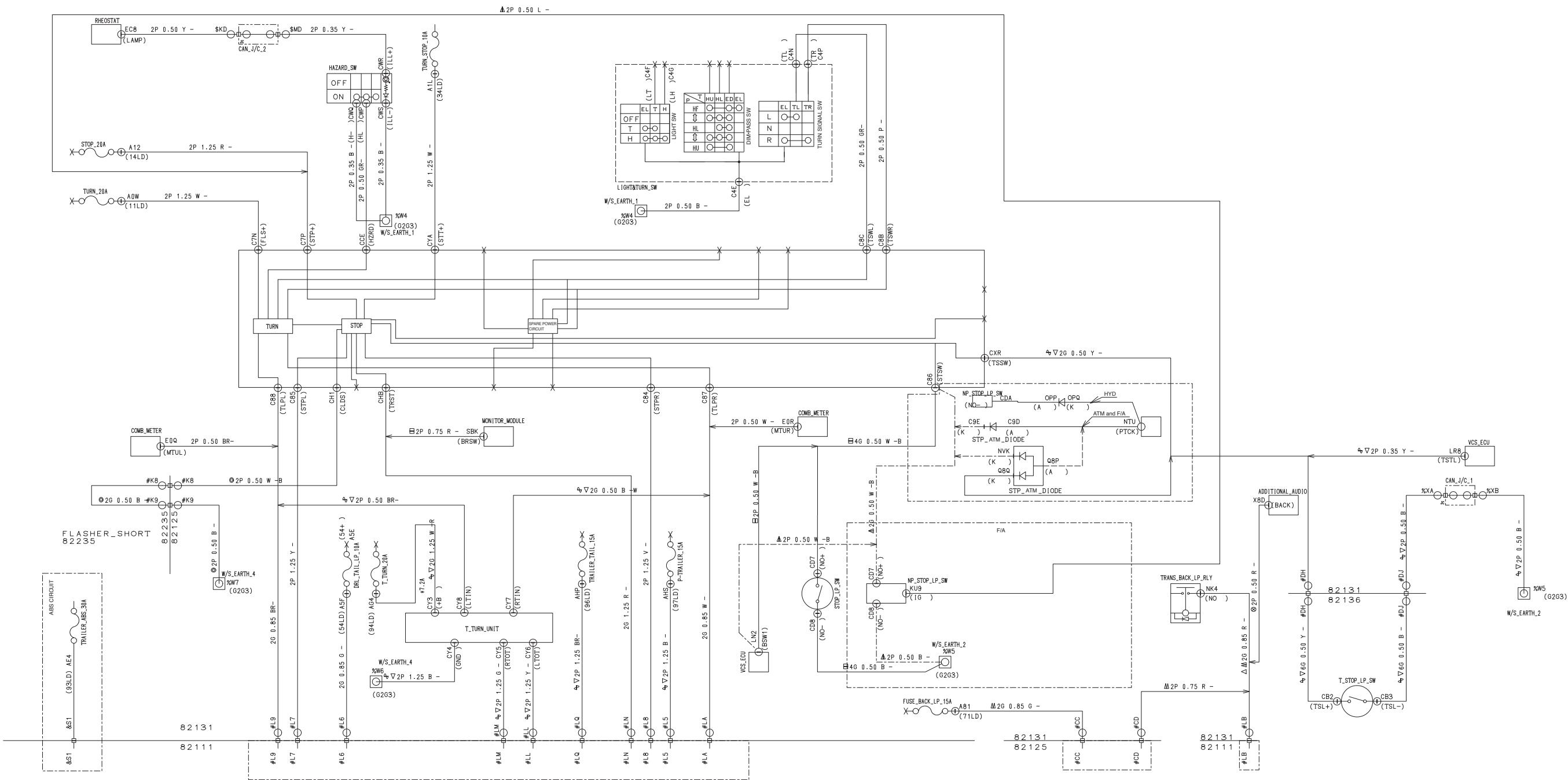
22. AUDIO CIRCUIT



23. BODY CONTROL CIRCUIT_POWER D/L & KEY LESS ENTRY

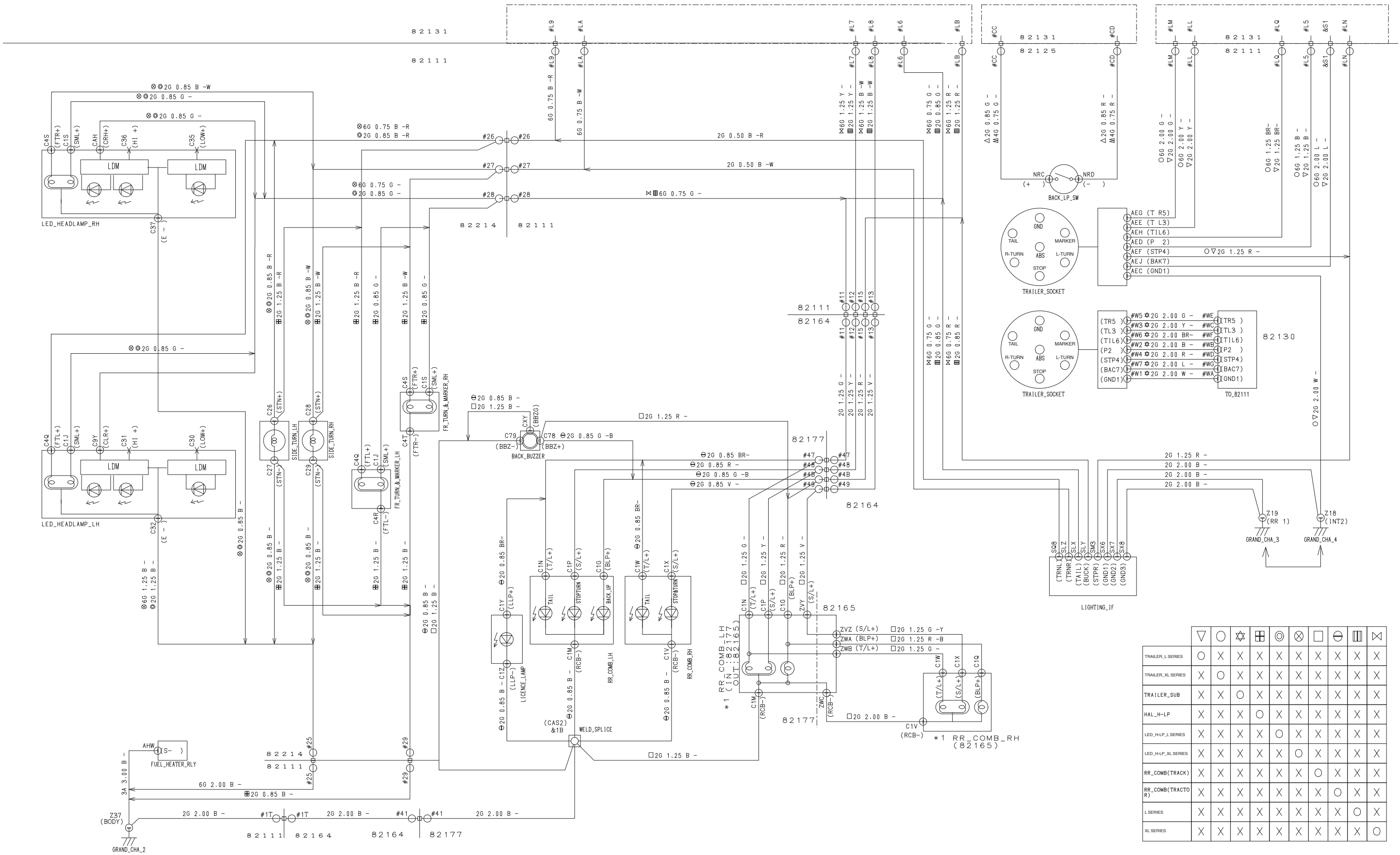


24. BODY CONTROL CIRCUIT_CAB

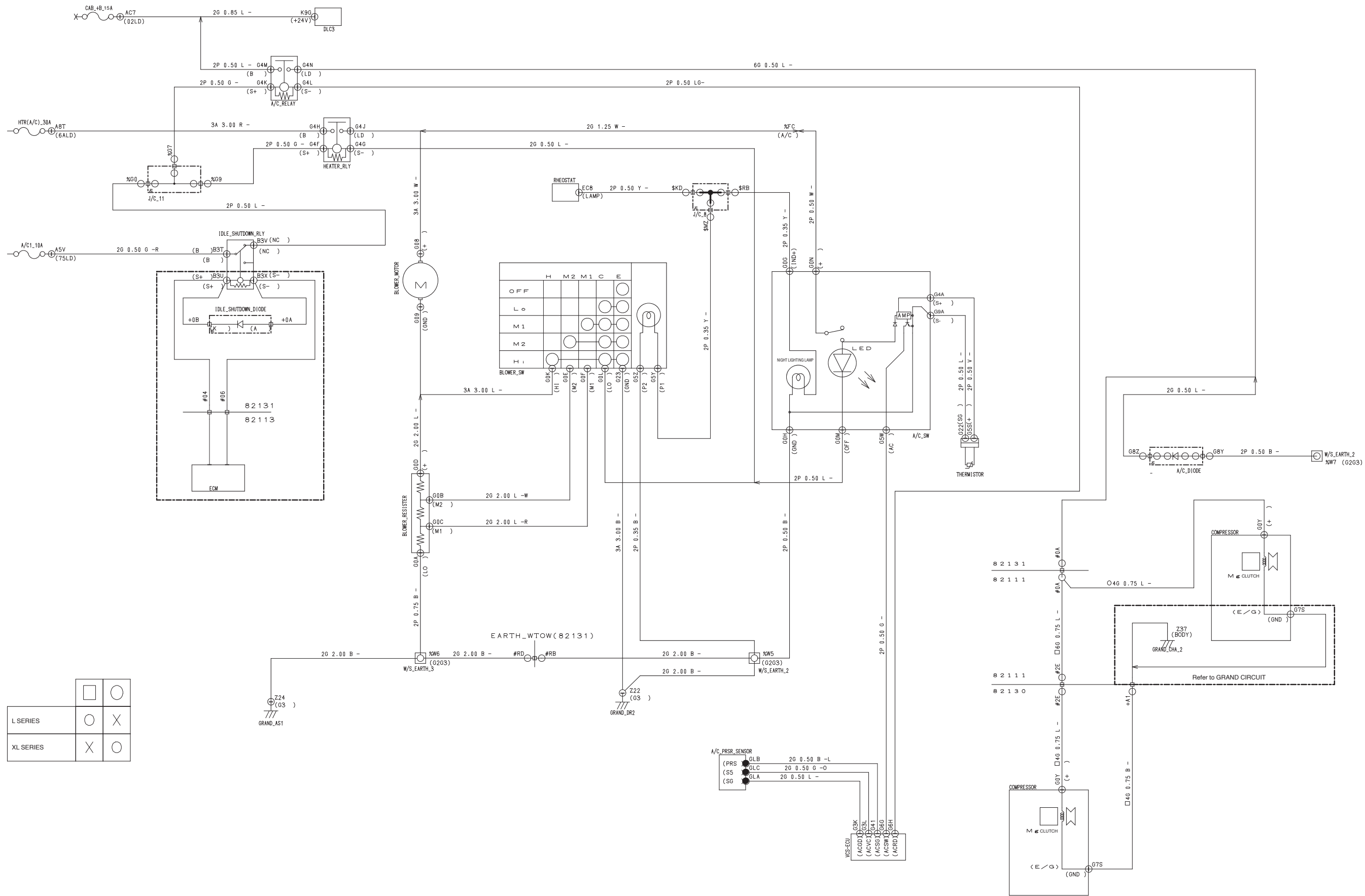


| | △ | ▽ | ◀ | ▶ | ⊞ | ⊗ | ⊙ |
|-------------------|---|---|---|---|---|---|---|
| ALLISON | ○ | X | X | X | X | X | X |
| MT | X | ○ | X | X | X | X | X |
| TRAILER_L SERIES | X | X | ○ | X | X | X | X |
| TRAILER_XL SERIES | X | X | X | ○ | X | X | X |
| F/A | X | X | X | X | ○ | X | X |
| HYD | X | X | X | X | X | ○ | X |
| APP_CARPLAY | X | X | X | X | X | X | ○ |
| CUT_SIGNAL | X | X | X | X | X | X | ○ |

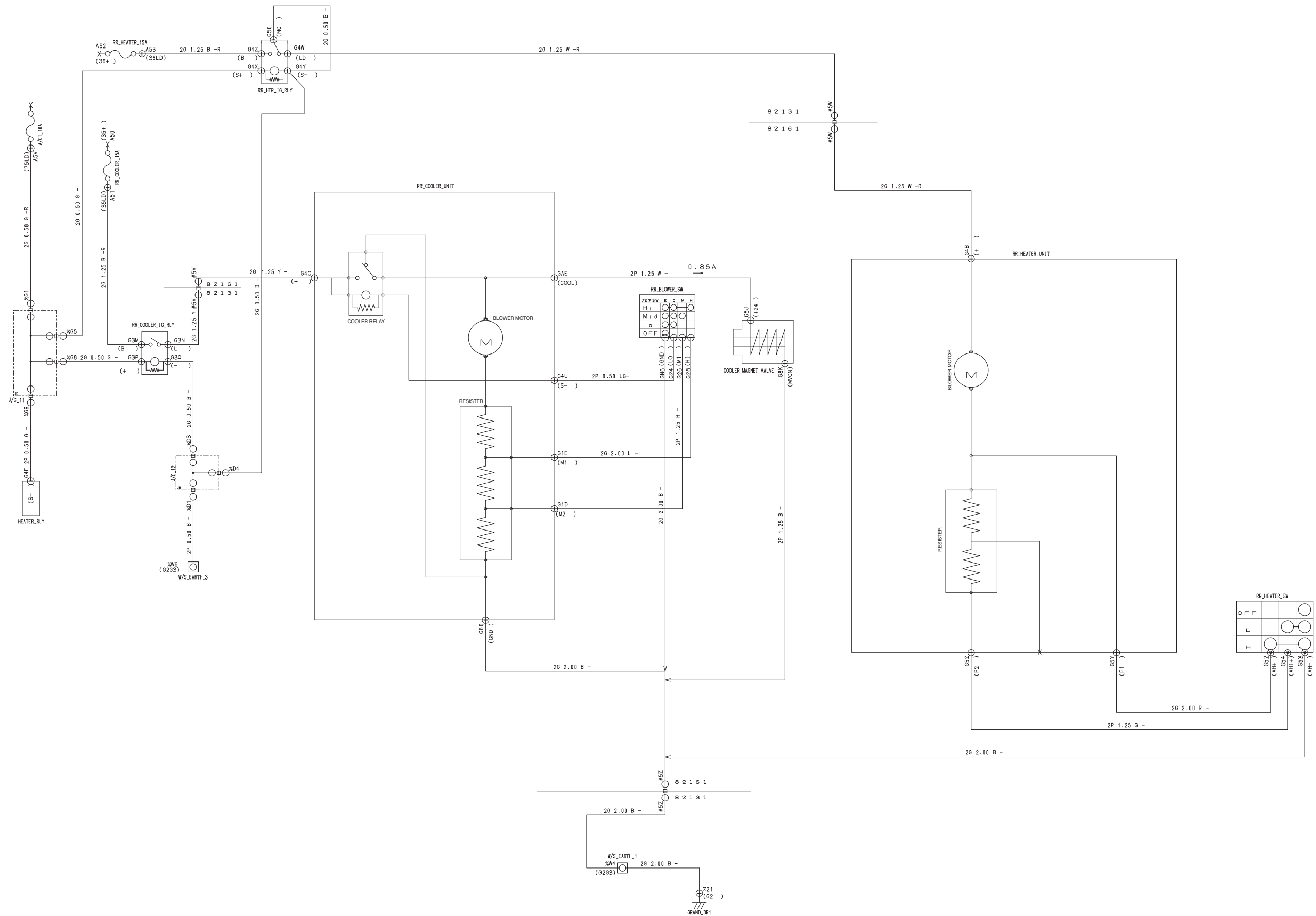
25. BODY CONTROL CIRCUIT_CHASSIS



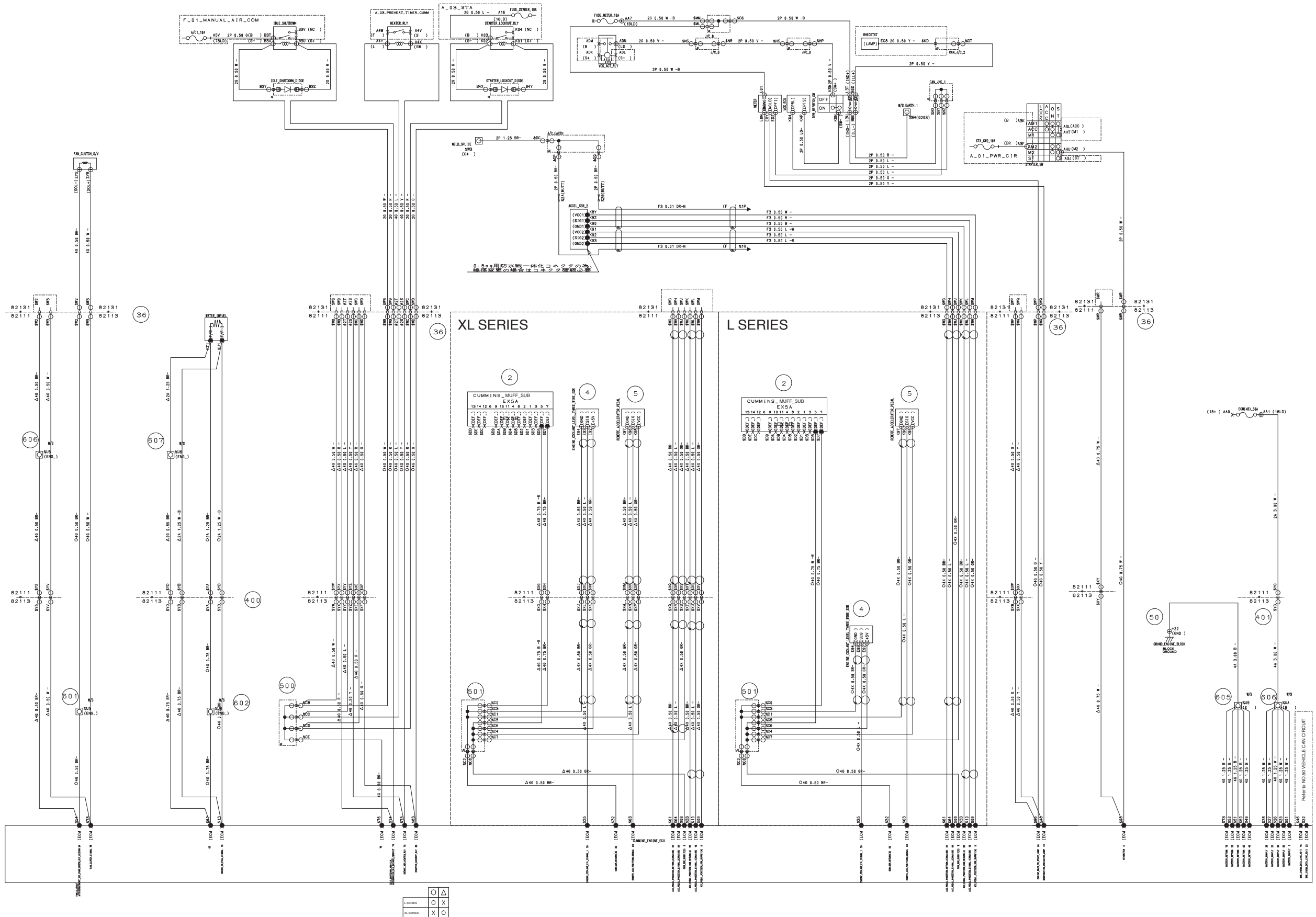
26. MANUAL AIR CONDITIONER CIRCUIT



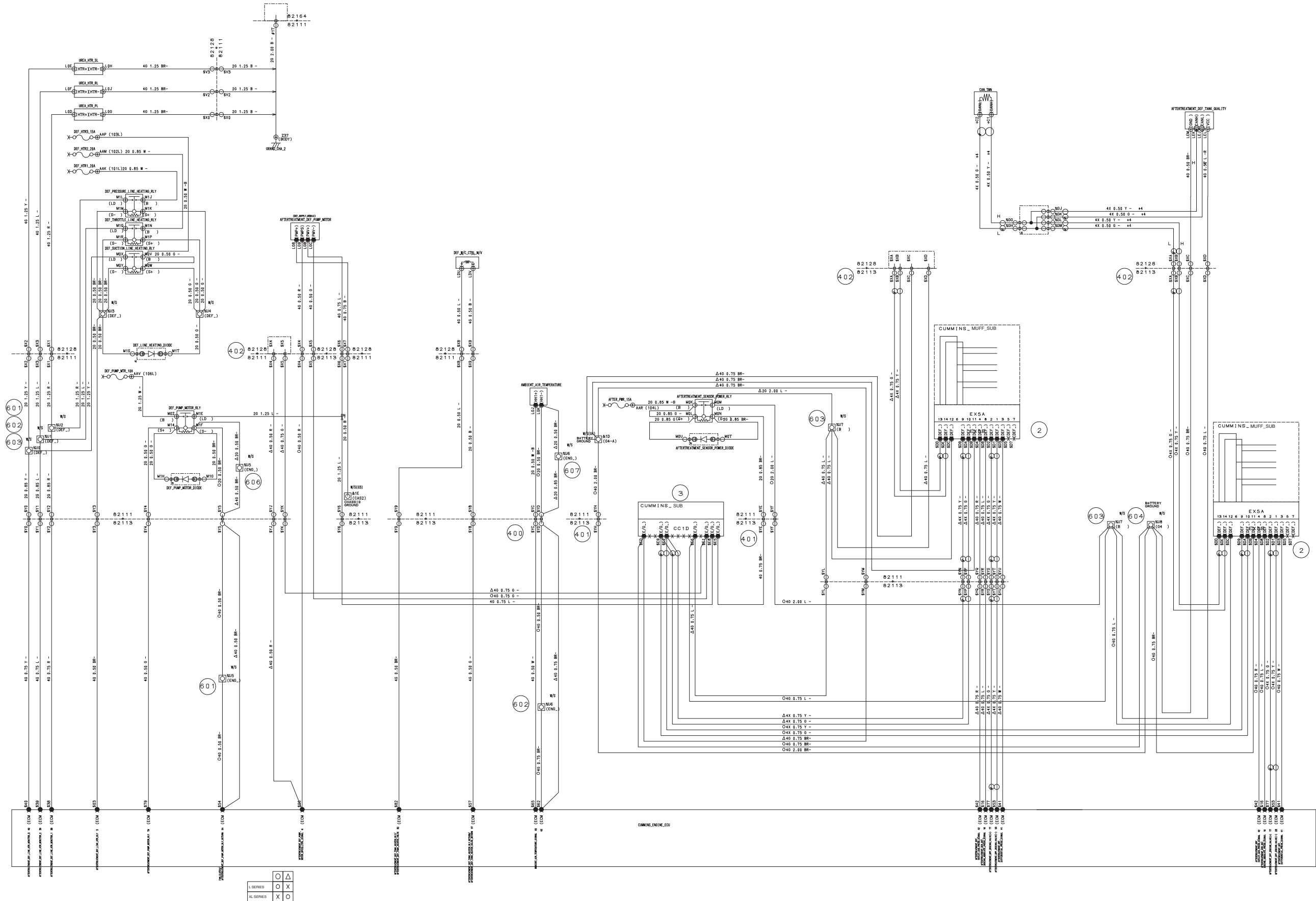
27. REAR COOLER & REAR HEATER CIRCUIT



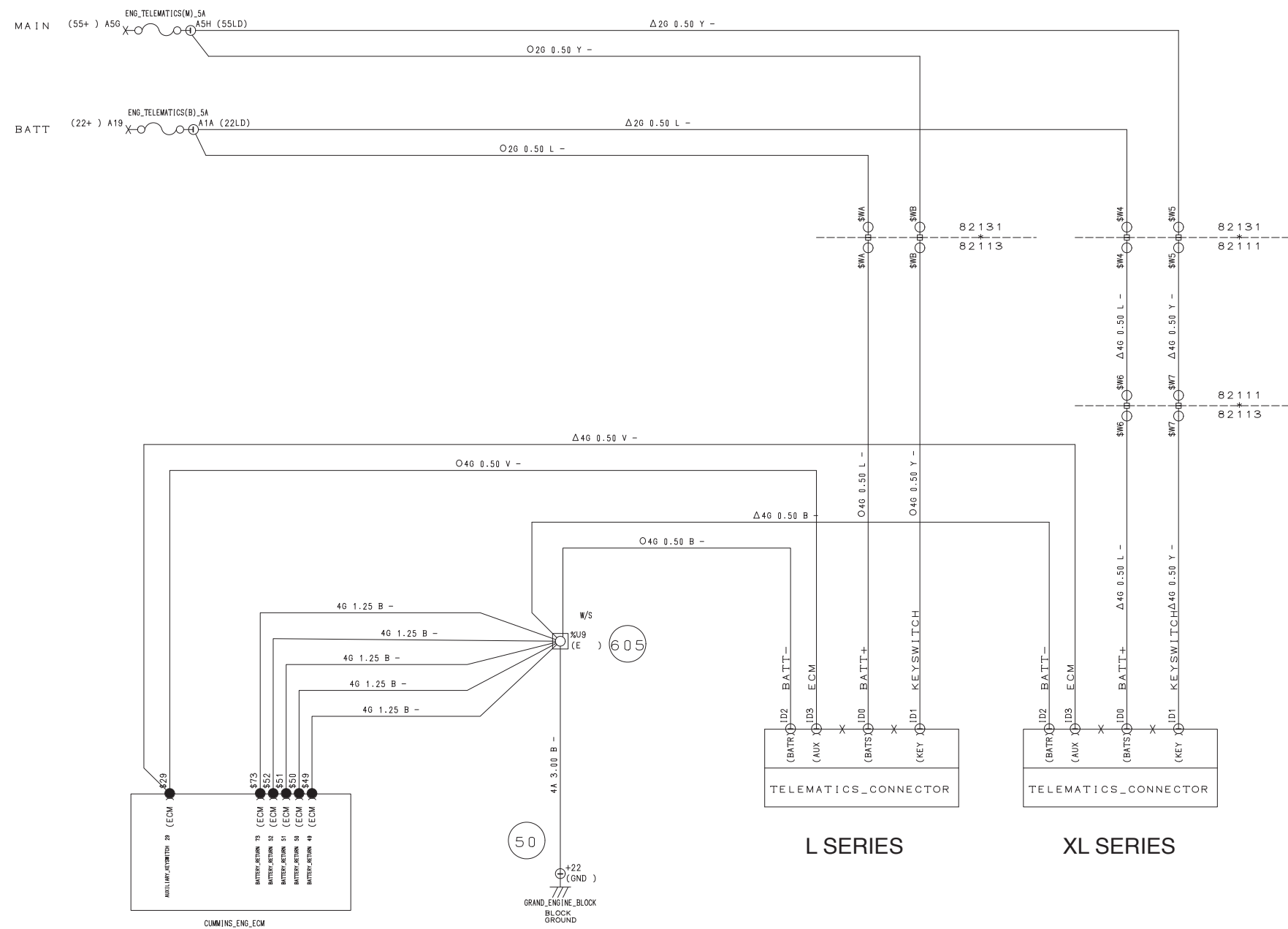
28. CUMMINS ENGINE ECU & ECM CIRCUIT



29. AFTERTRATMENT SYSTEM CIRCUIT

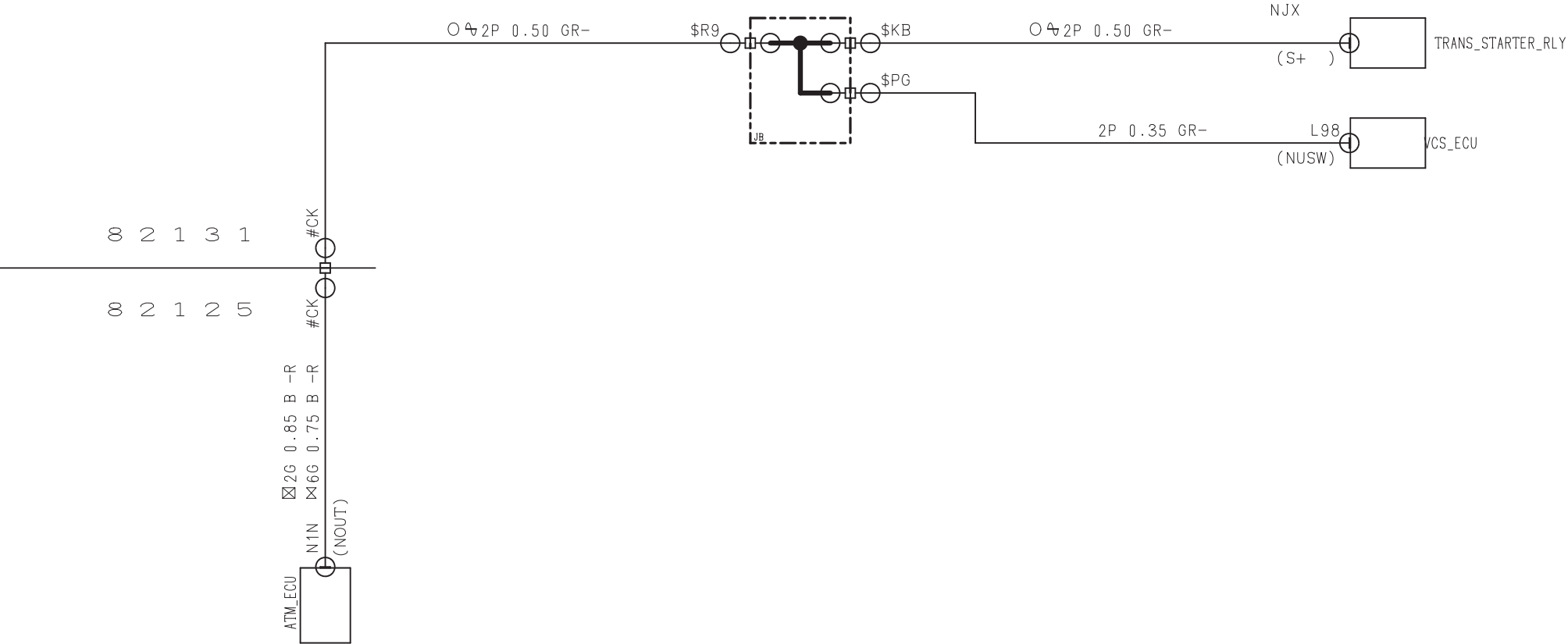


30. CUMMINS ENGINE TELEMATICS CIRCUIT



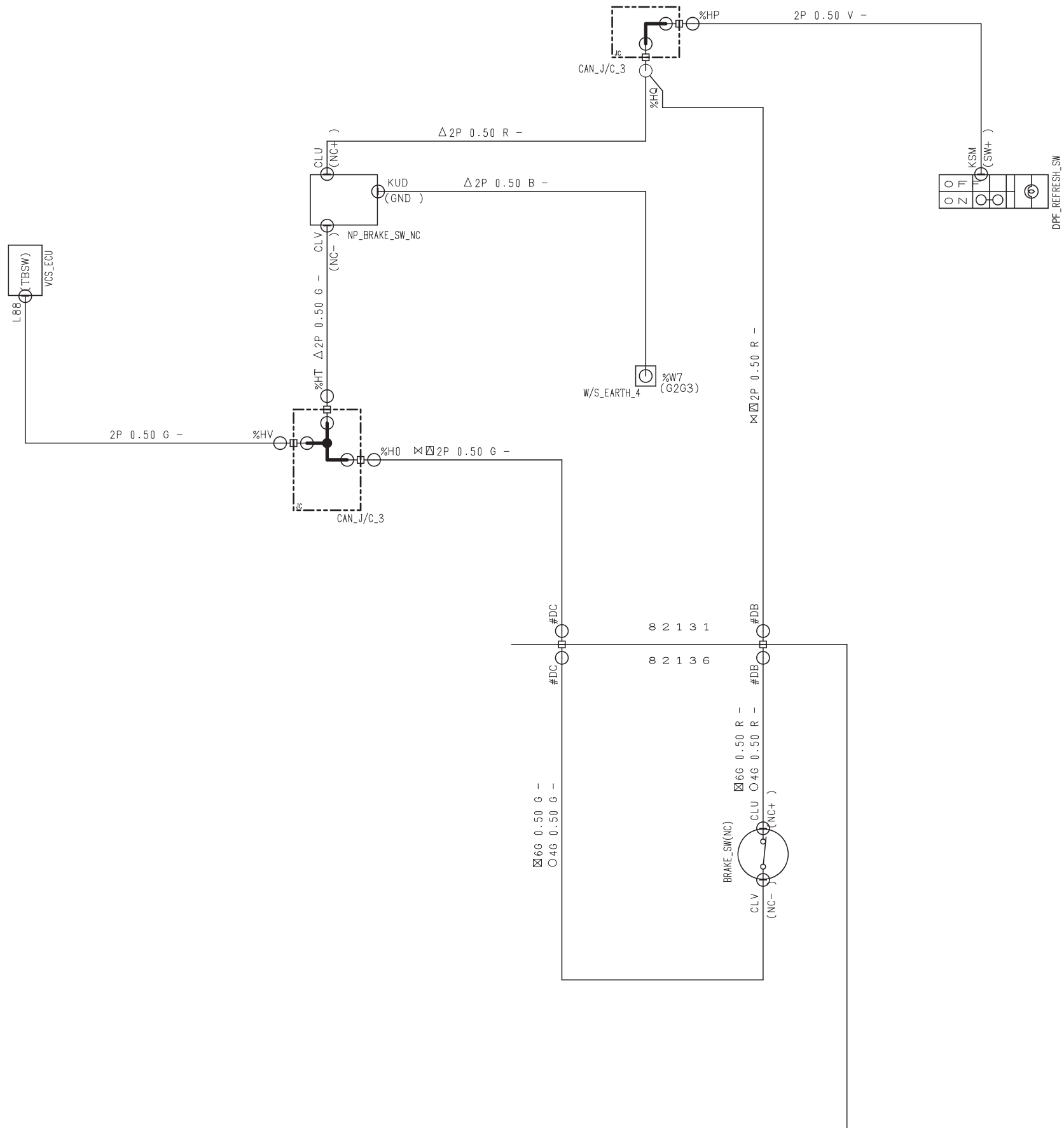
| | | | |
|-----------|--|---|---|
| | | O | △ |
| L SERIES | | O | X |
| XL SERIES | | X | O |































31. COMMON RAIL CIRCUIT_ATM EXHAUST BRAKE



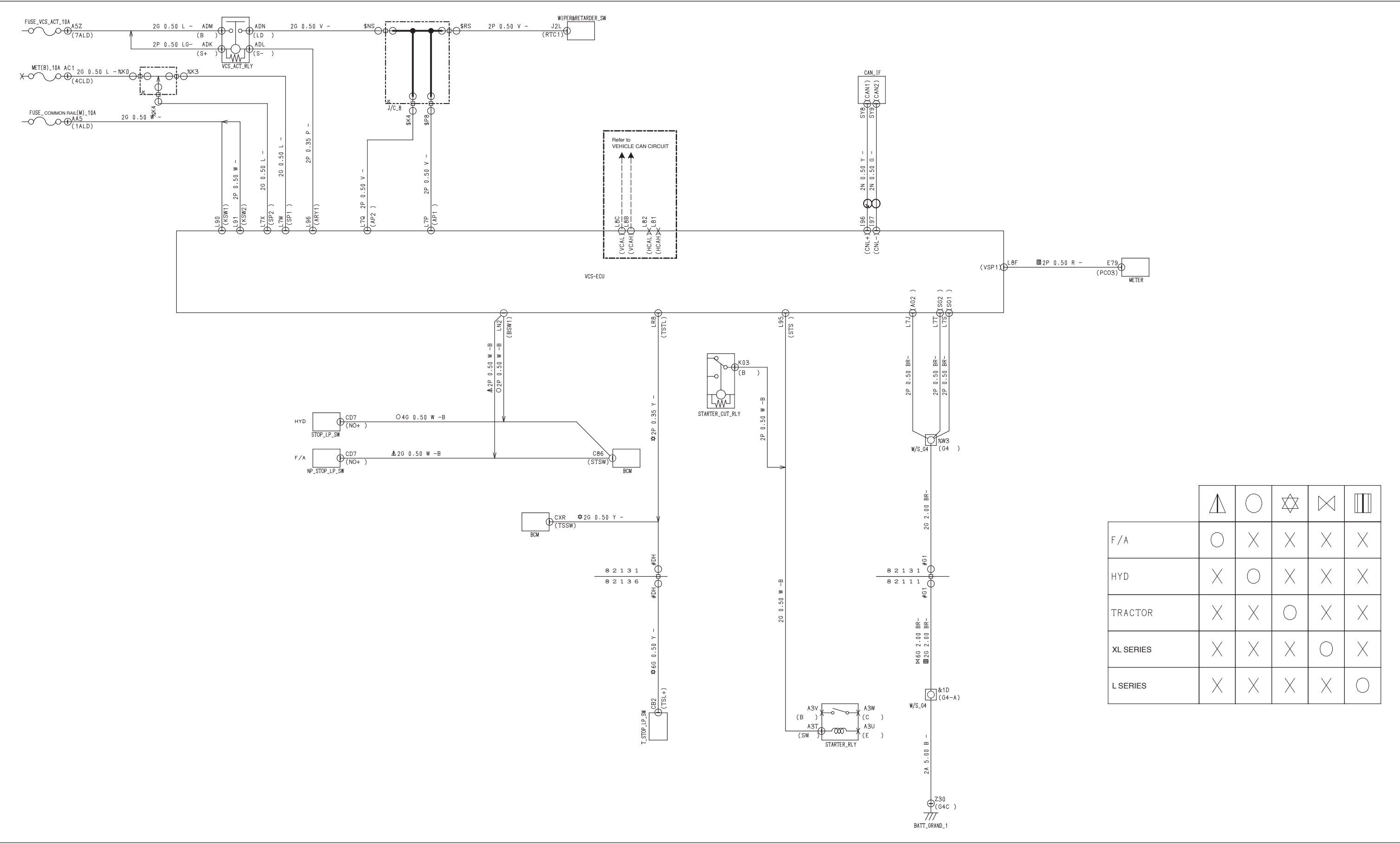
| ATM 2200 | | X | X | X |
|------------------|---|---|---|---|
| ATM 3000 | X | | X | X |
| L SERIES_ENGINE | X | X | | X |
| XL SERIES_ENGINE | X | X | X | |

32. COMMON RAIL CIRCUIT_FS CURISE

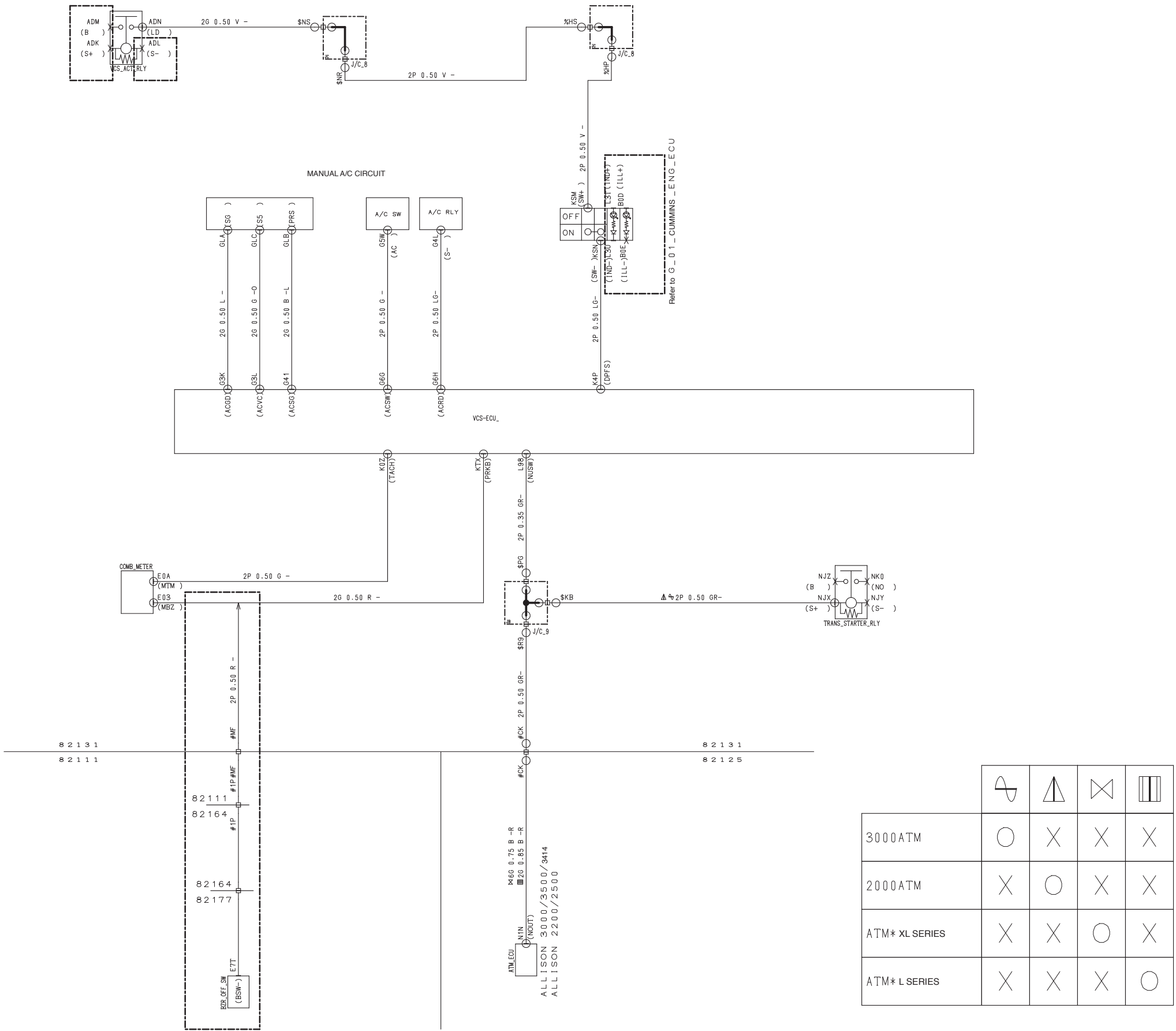


| |  |  |  |  |  |
|---------------|-------------------------------------------------------------------------------------|-------------------------------------------------------------------------------------|-------------------------------------------------------------------------------------|-------------------------------------------------------------------------------------|-------------------------------------------------------------------------------------|
| F/A_XL SERIES |  |  |  |  |  |
| F/A_L SERIES |  |  |  |  |  |
| HYD |  |  |  |  |  |
| F/A_TRUCK |  |  |  |  |  |
| F/A_TRAILER |  |  |  |  |  |

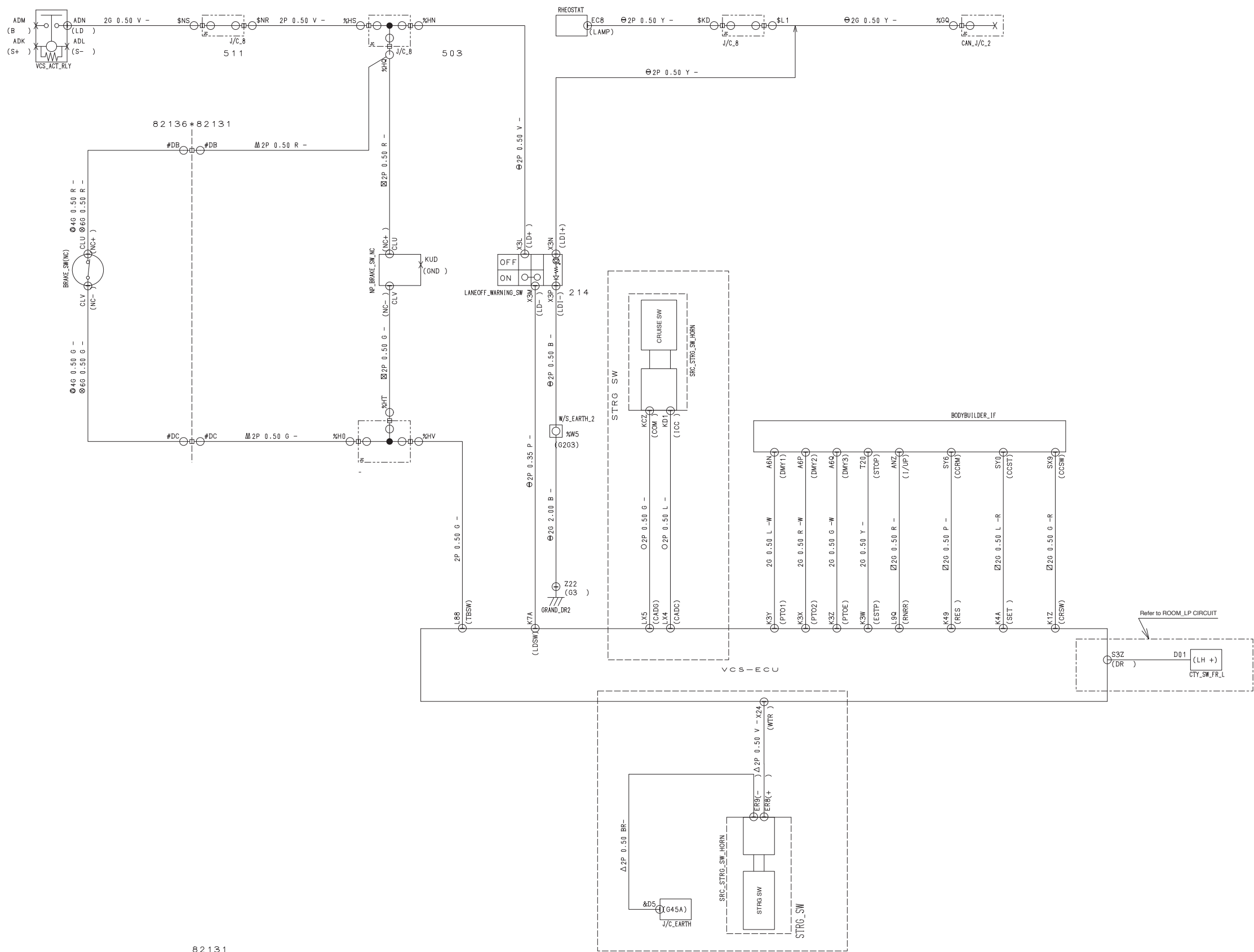
33. VEHICLE CONTROL ECU CIRCUIT_1











34. VEHICLE CONTROL ECU CIRCUIT_2



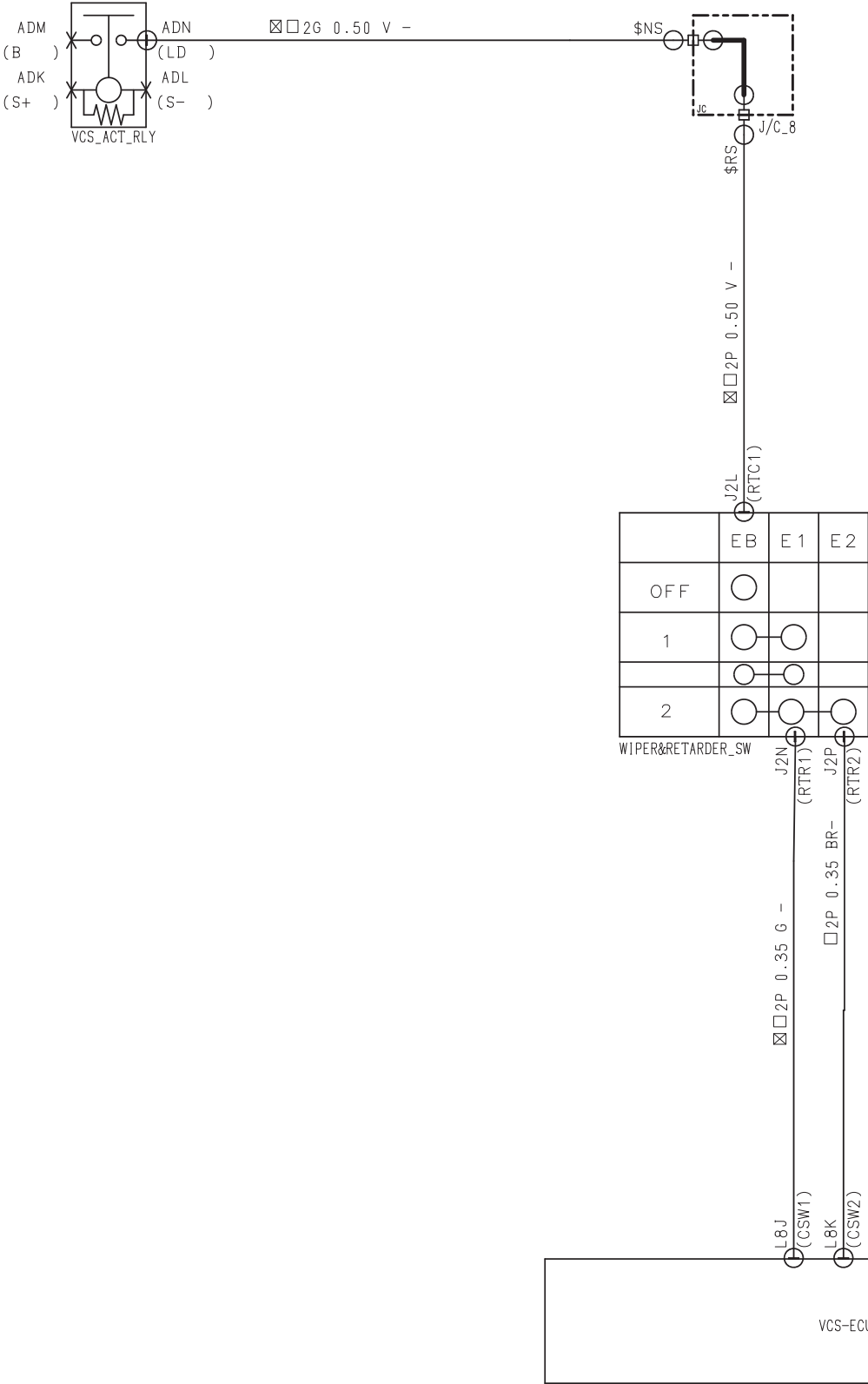
35. VEHICLE CONTROL ECU CIRCUIT_3



| |  |  |  |  |  |  |  |  |
|--------------|---------------------------------------------------------------------------------------|---------------------------------------------------------------------------------------|---------------------------------------------------------------------------------------|---------------------------------------------------------------------------------------|---------------------------------------------------------------------------------------|---------------------------------------------------------------------------------------|---------------------------------------------------------------------------------------|---------------------------------------------------------------------------------------|
| KASOU | ○ | X | X | X | X | X | X | X |
| HYD | X | ○ | X | X | X | X | X | X |
| F/A | X | X | ○ | X | X | X | X | X |
| FS_CRUISE | X | X | X | ○ | X | X | X | X |
| SHAKAN_CRUSE | X | X | X | X | ○ | X | X | X |
| LDW | X | X | X | X | X | ○ | X | X |
| F/A_TRUCK | X | X | X | X | X | X | ○ | X |
| F/A_TRAILER | X | X | X | X | X | X | X | ○ |

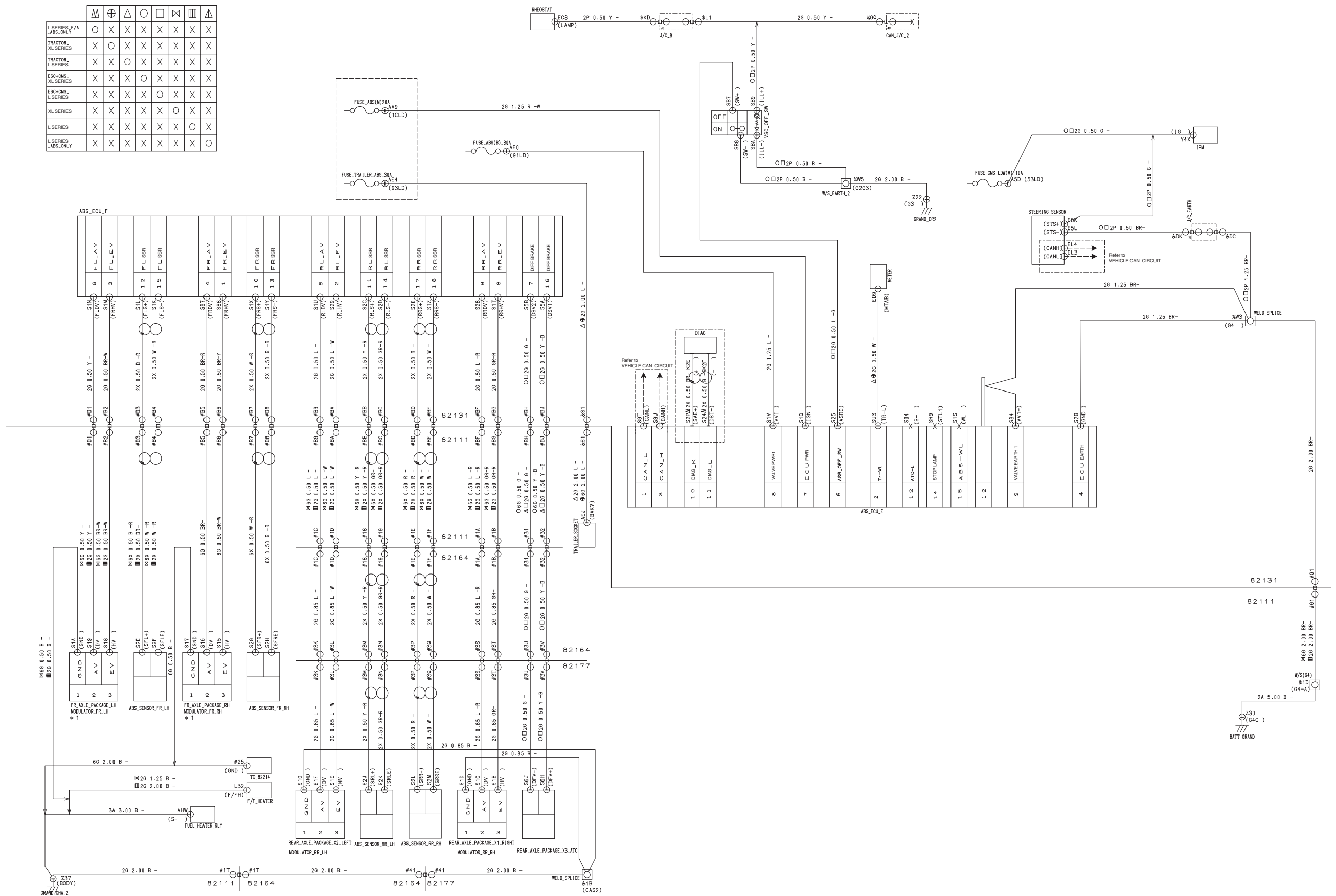
36. VEHICLE CONTROL ECU CIRCUIT_4 (EXHAUST BRAKE)

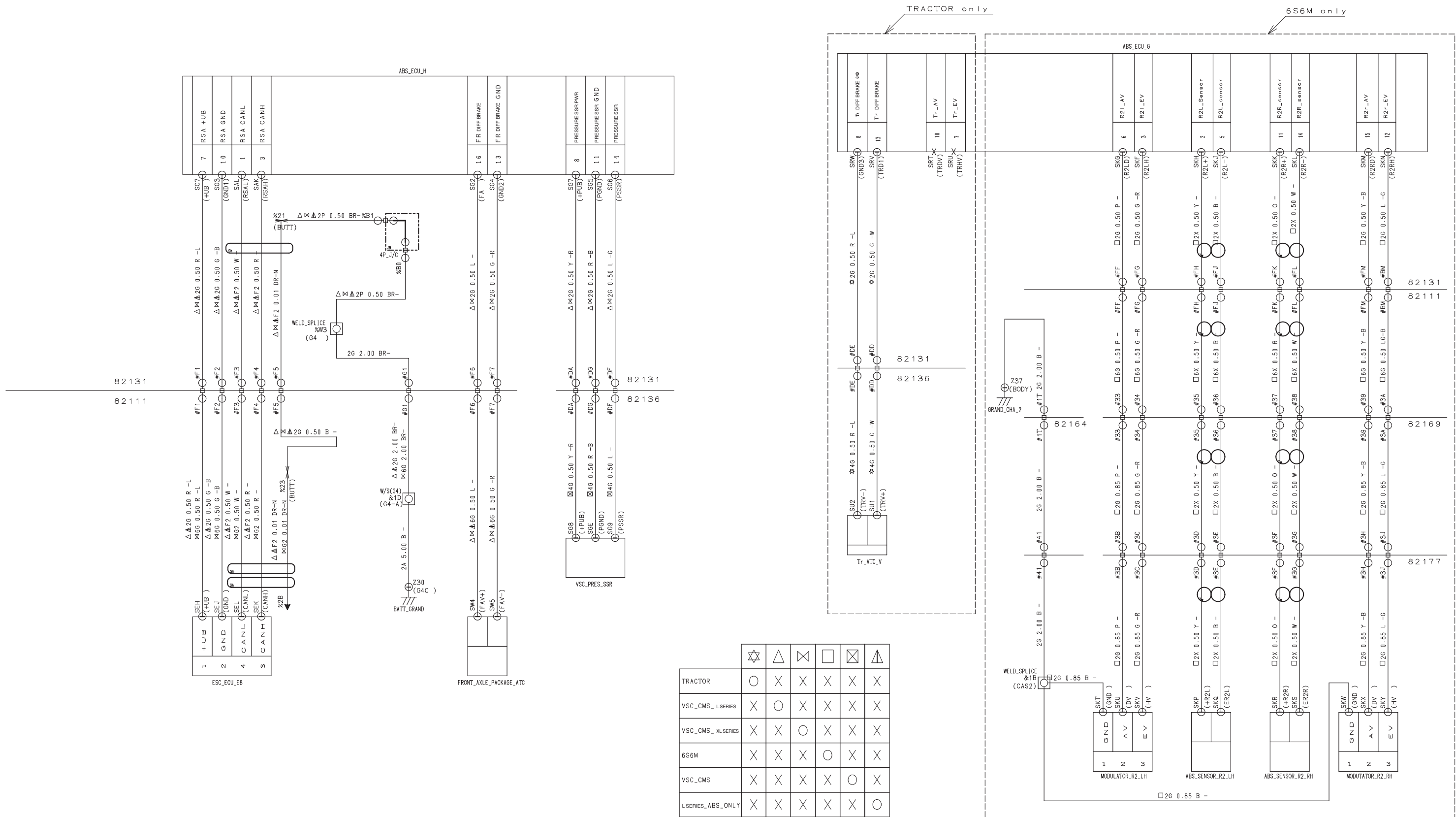
8 2 1 3 1



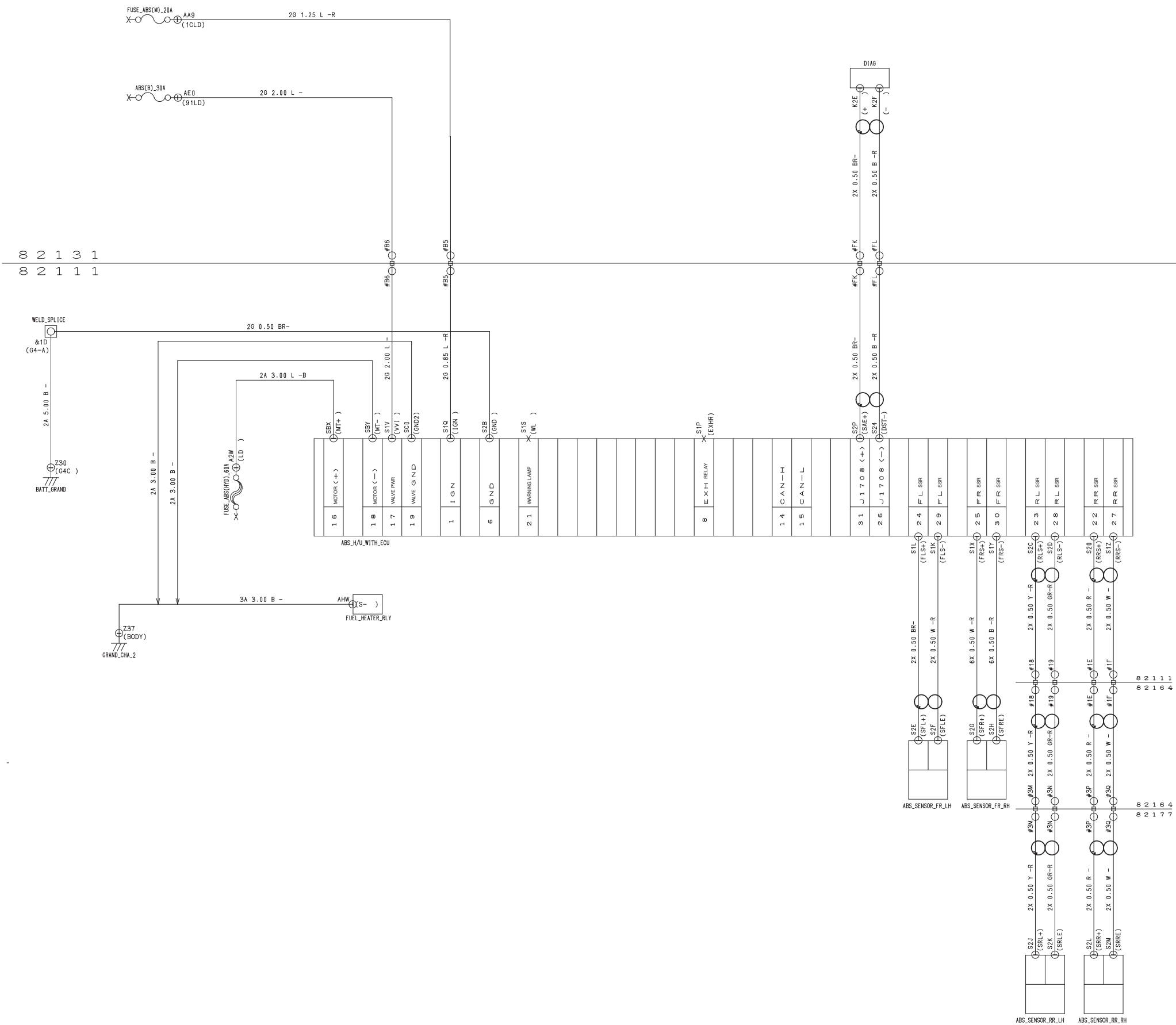
| | | |
|-----------------|--|--|
| | | |
| JAKE2 XL SERIES | | |
| VGT | | |

37. ABS CIRCUIT_1

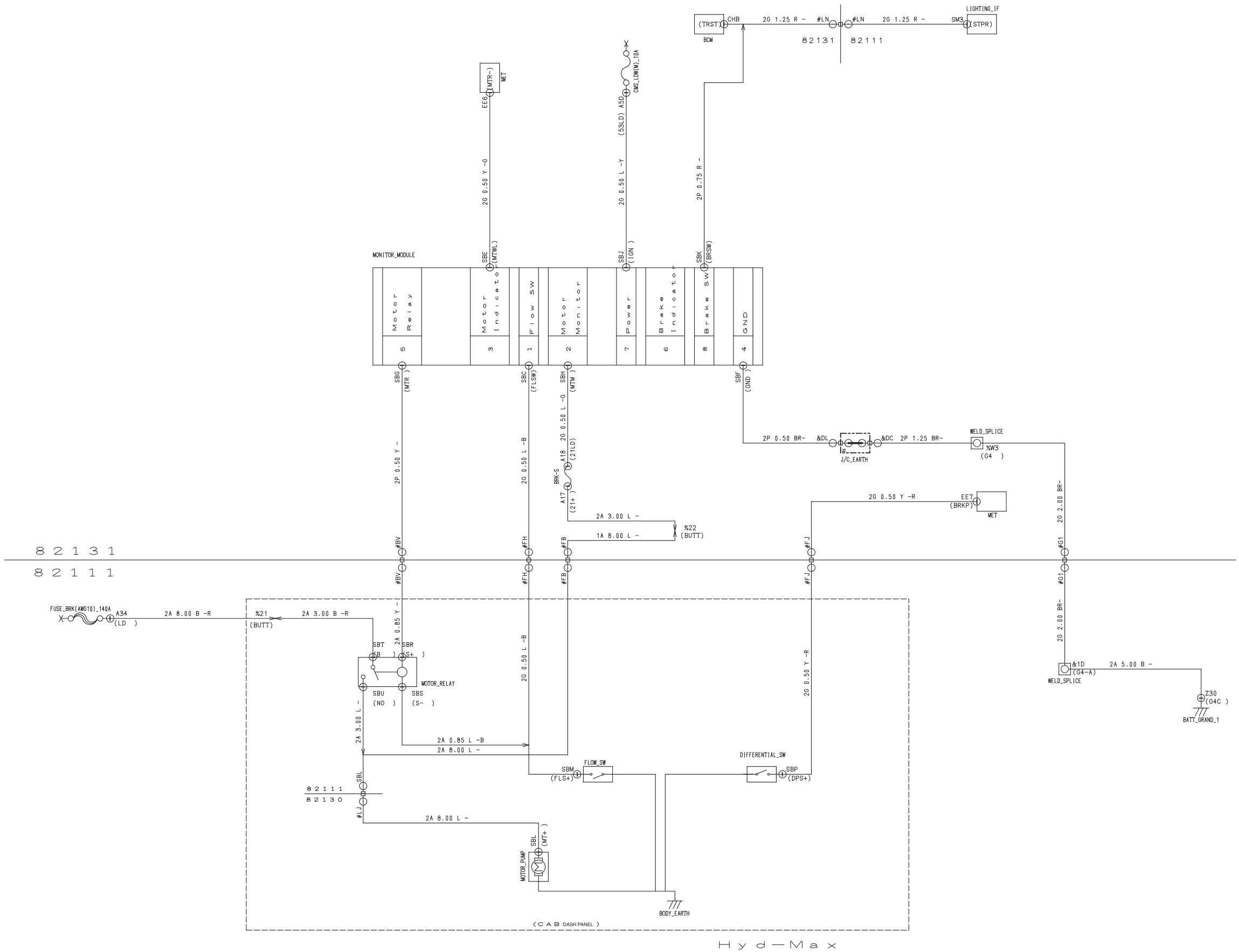




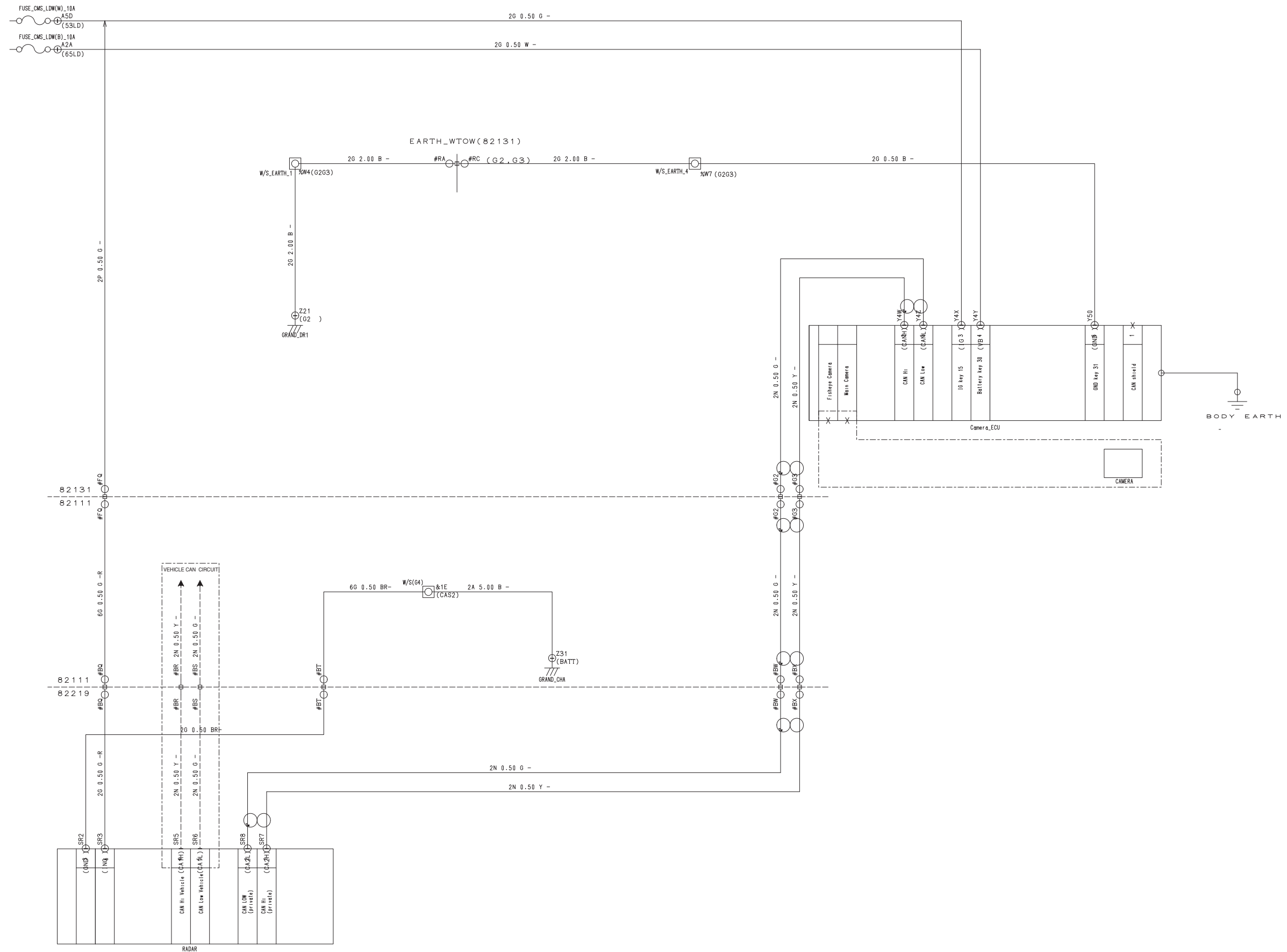
39. ABS CIRCUIT_3 (HYDRAULIC BRAKE Ver. E)



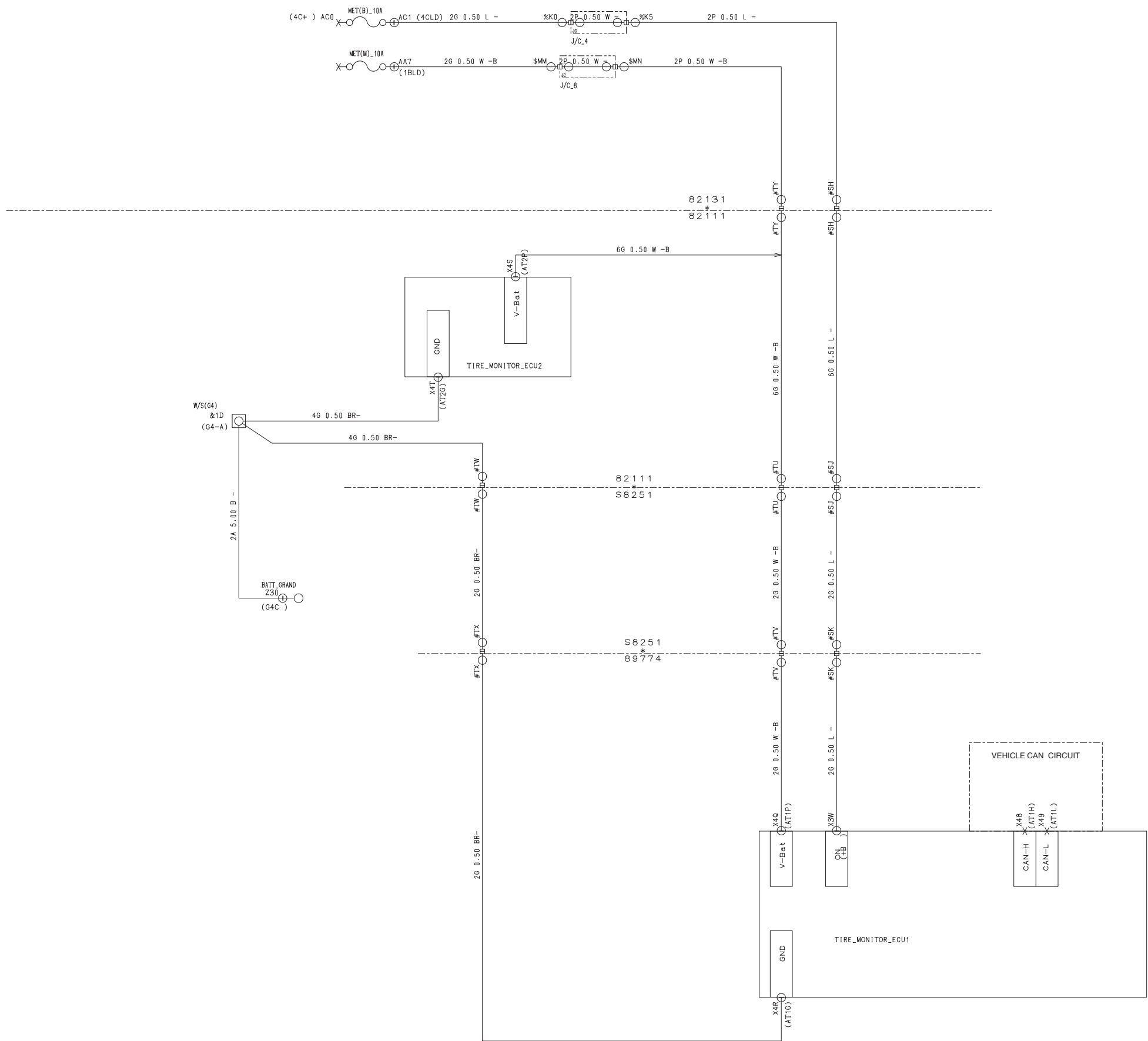
40. HYDRAULIC BRAKE SYSTEM CIRCUIT



41. CMS, ACC & LDW CIRCUIT

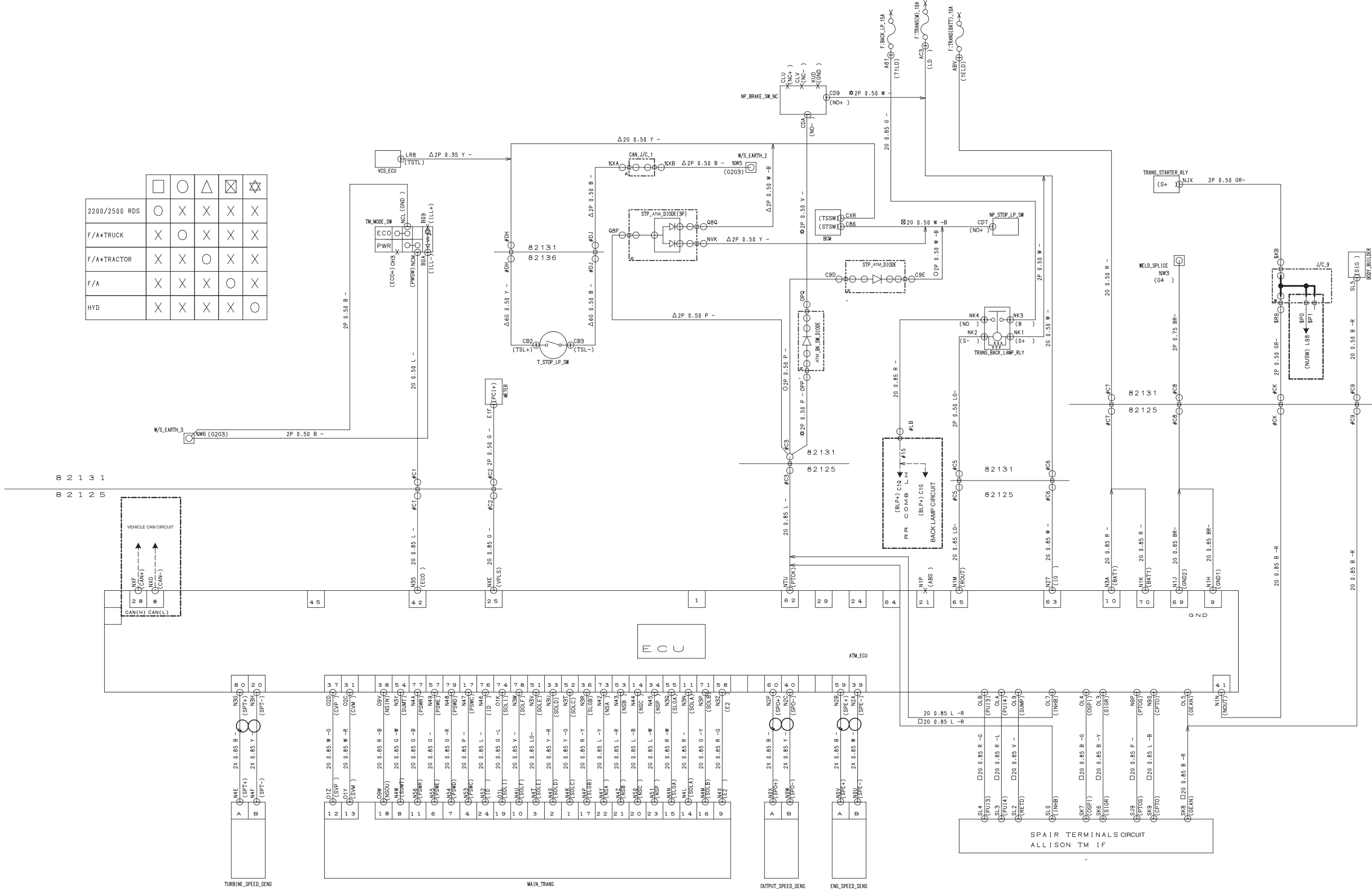


42. TPMS CIRCUIT

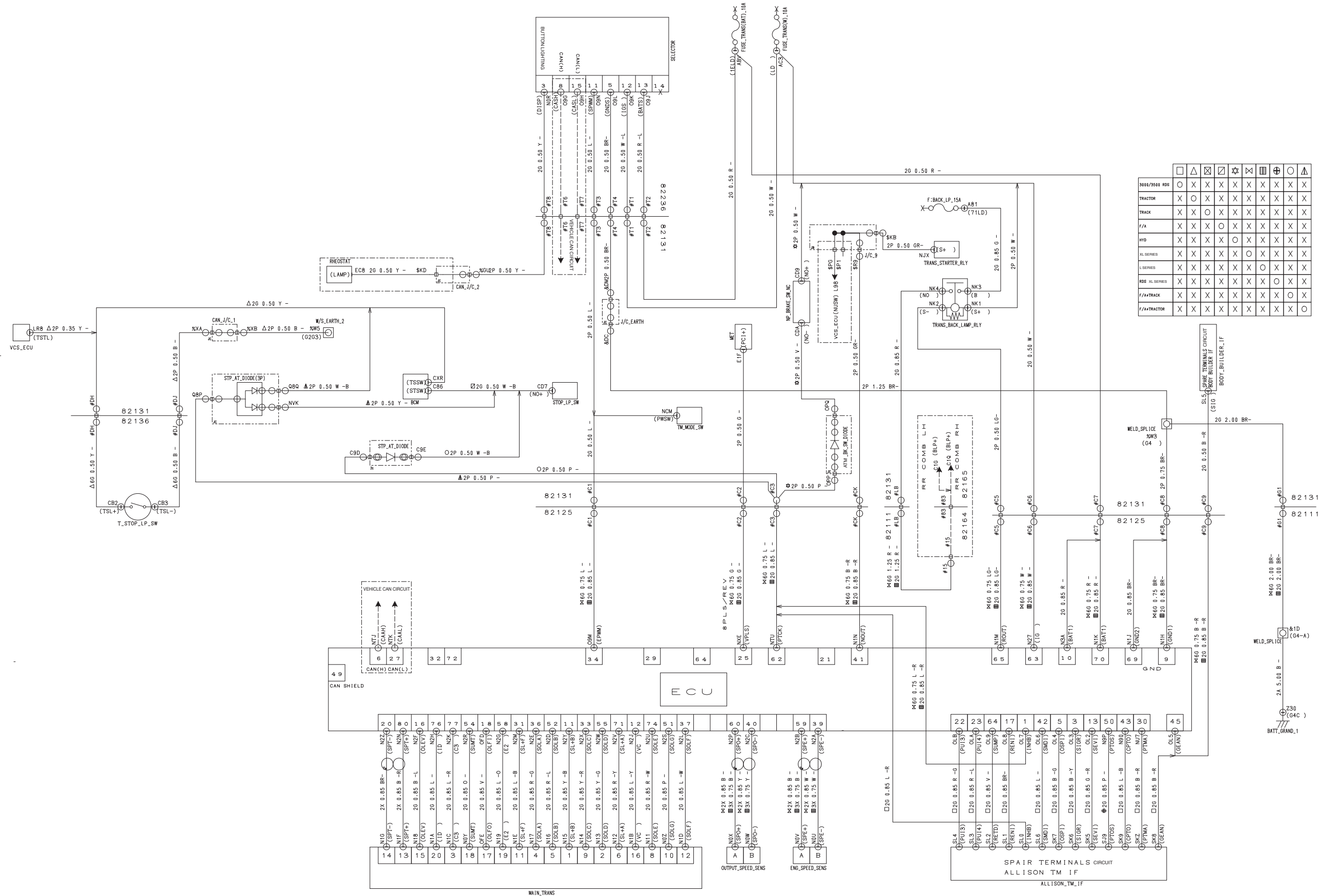


43. ALLISON 2200/2500 TRANS BASIC CIRCUIT

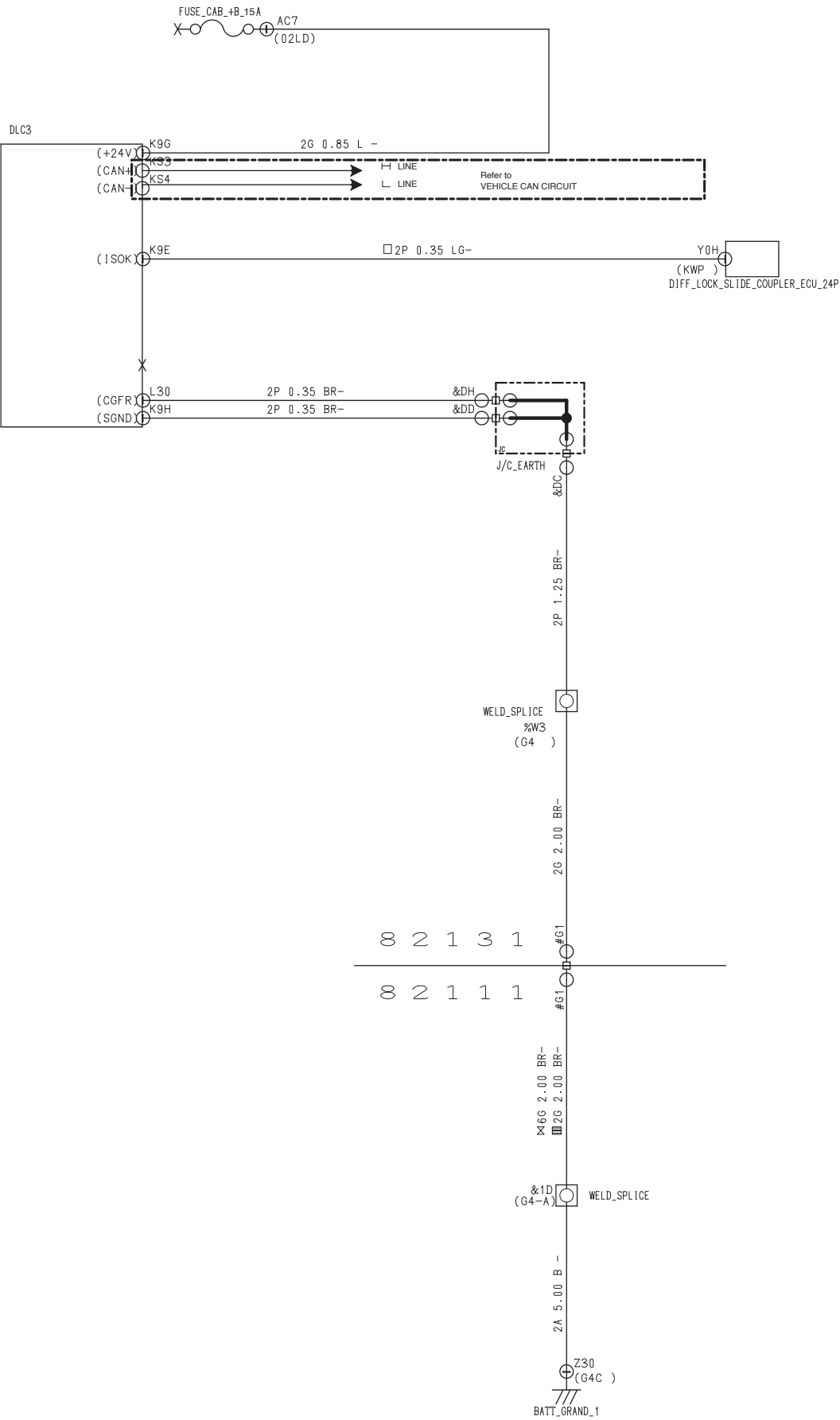
| | | | | | |
|---------------|---|---|---|---|---|
| 2200/2500 RDS | | | | | |
| F/A*TRUCK | X | O | X | X | X |
| F/A*TRACTOR | X | X | O | X | X |
| F/A | X | X | X | O | X |
| HYD | X | X | X | X | O |









44. ALLISON 3000/3500 TRANS BASIC CIRCUIT

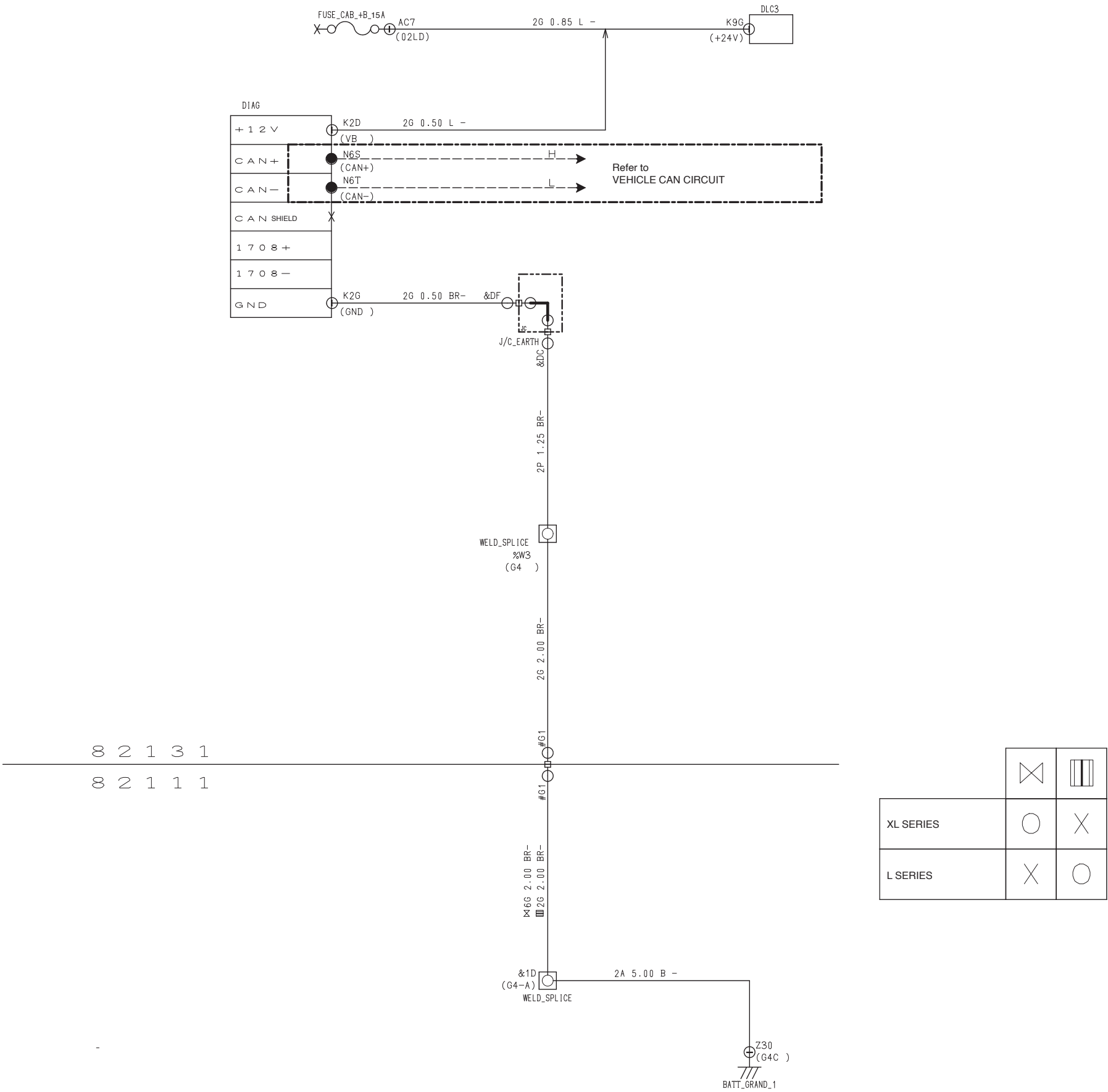


45. DIAGNOSIS CIRCUIT

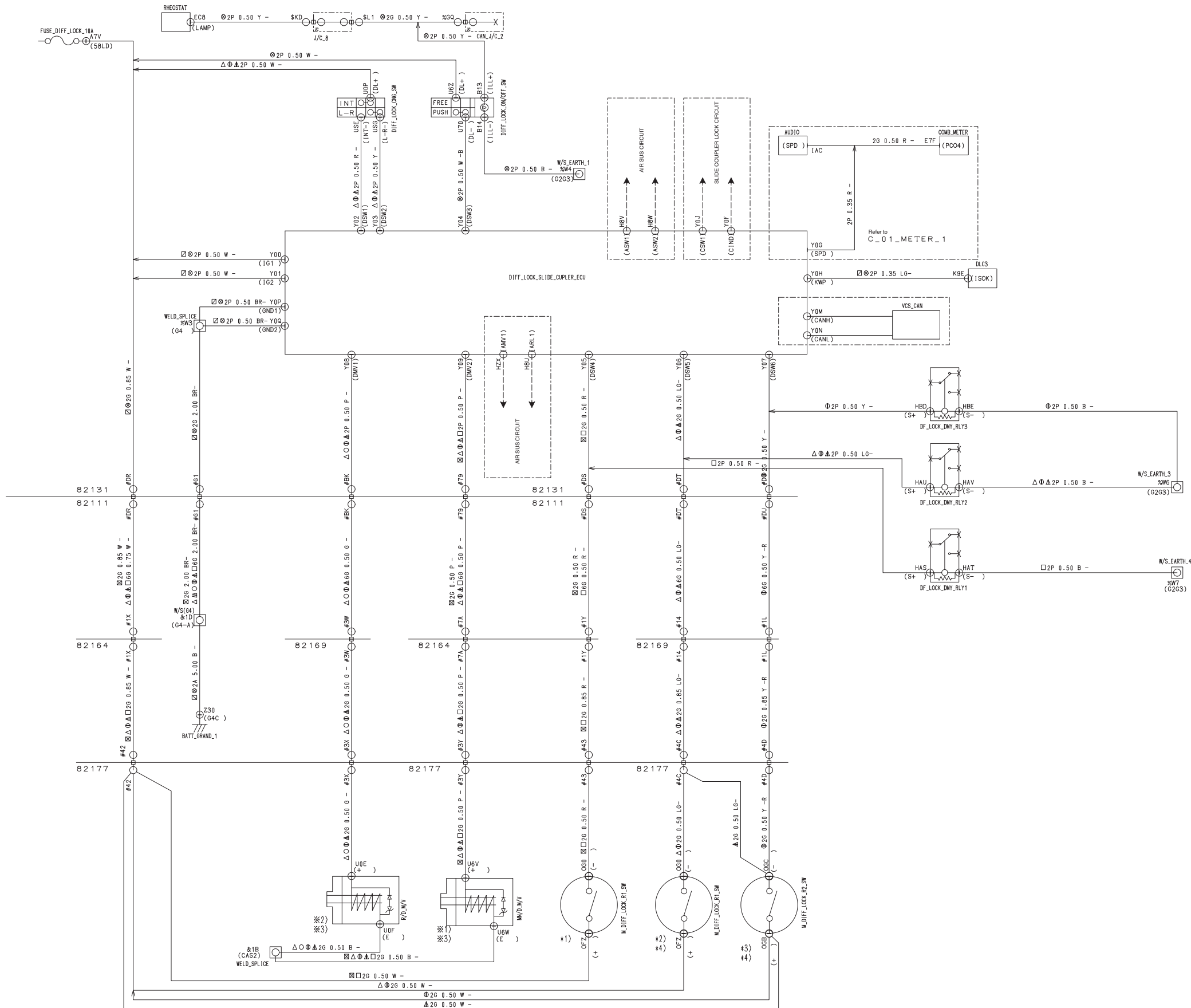


| |  |  |  |
|-----------|---------------------------------------------------------------------------------------|---------------------------------------------------------------------------------------|---------------------------------------------------------------------------------------|
| DIFF_LOCK |  | X | X |
| XL SERIES | X |  | X |
| LSERIES | X | X |  |

46. DIAG' CONNECTOR CIRCUIT



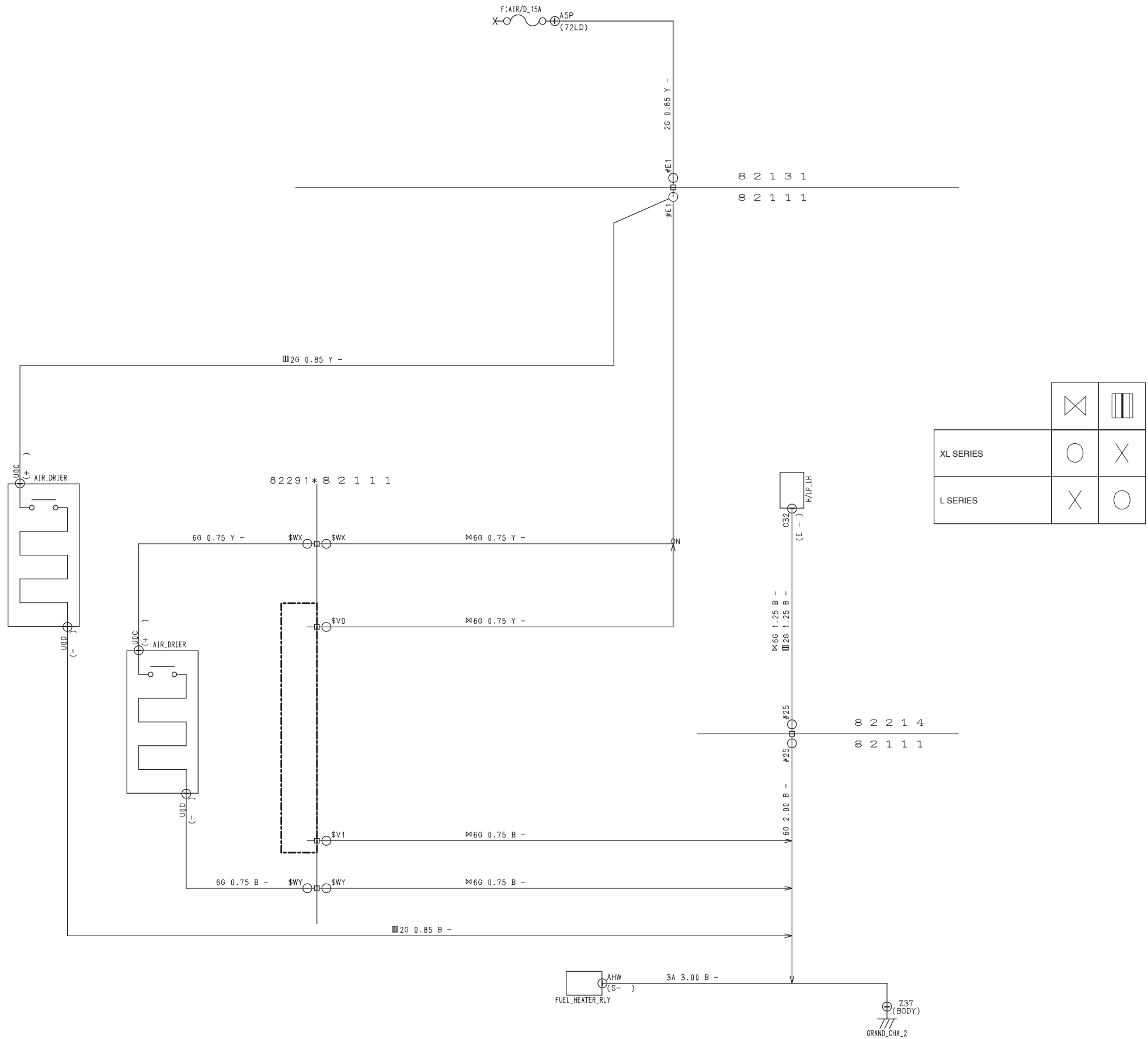
47. DIFF LOCK CONTROL CIRCUIT



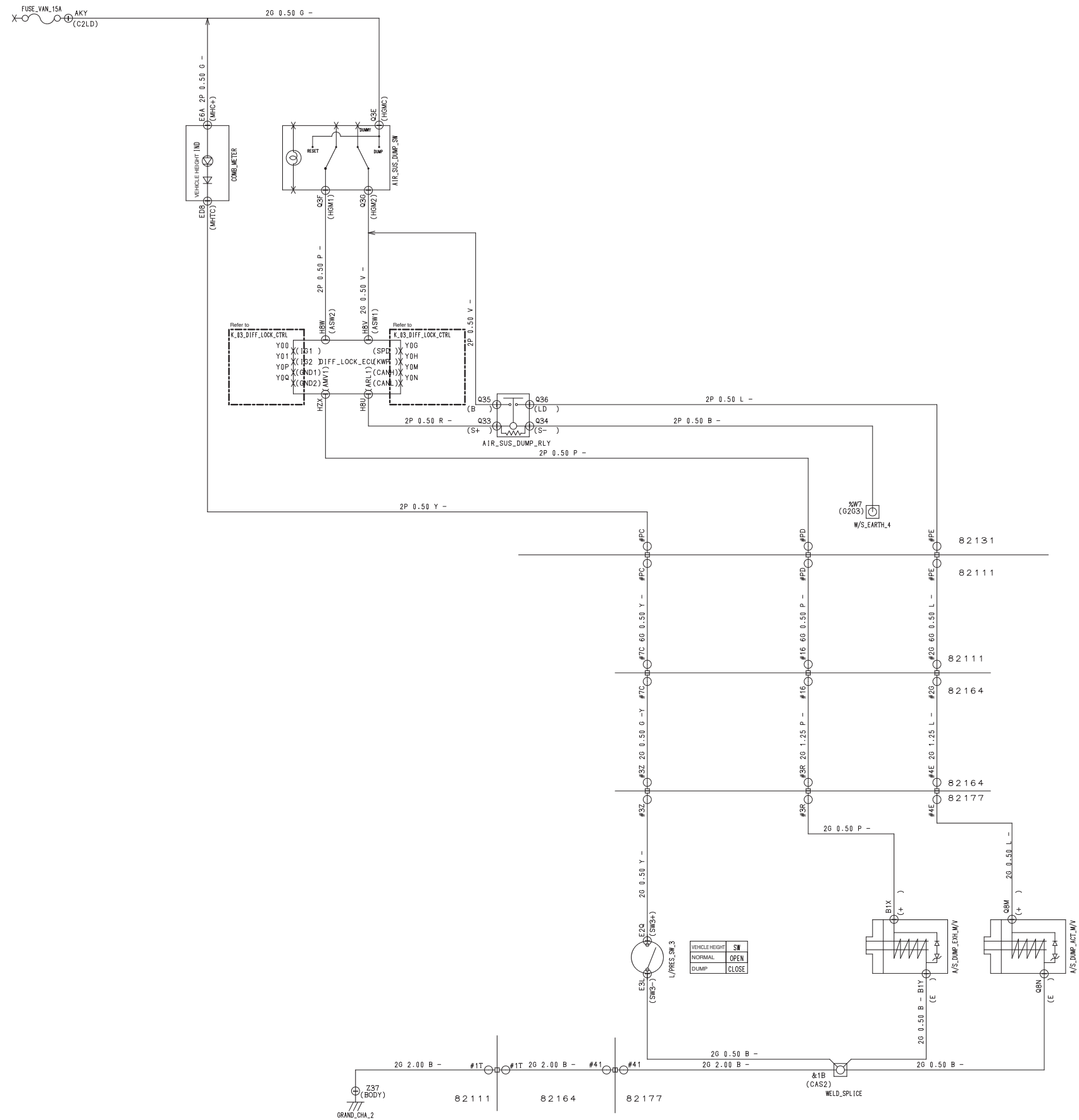
| | 41D | DIFF_LOCK W/L | W_DIFF_LOCK_ R1/R2_SW | DIFF_LOCK_ CNG_SW | DIFF_LOCK_ ON/OFF_SW |
|-----|---------------------------|---------------|-----------------------|-------------------|----------------------|
| 4×2 | A0 DIFF LOCK | ※1 | #1 | — | ○ |
| | LESS | — | — | — | — |
| 6×4 | INTER AXLE DIFF LOCK | ※2 | — | — | ○ |
| | A0 INTER+R1 MANUAL D/LOCK | ※3 | #2 | ○ | ○ |
| | A0 INTER+R2 MANUAL D/LOCK | ※3 | #3 | ○ | ○ |
| | A0 CROSS LOCK | ※3 | #4 | ○ | ○ |

[illegible]

48. AIR DRIER CIRCUIT



49. AIR SUS DUMP CIRCUIT



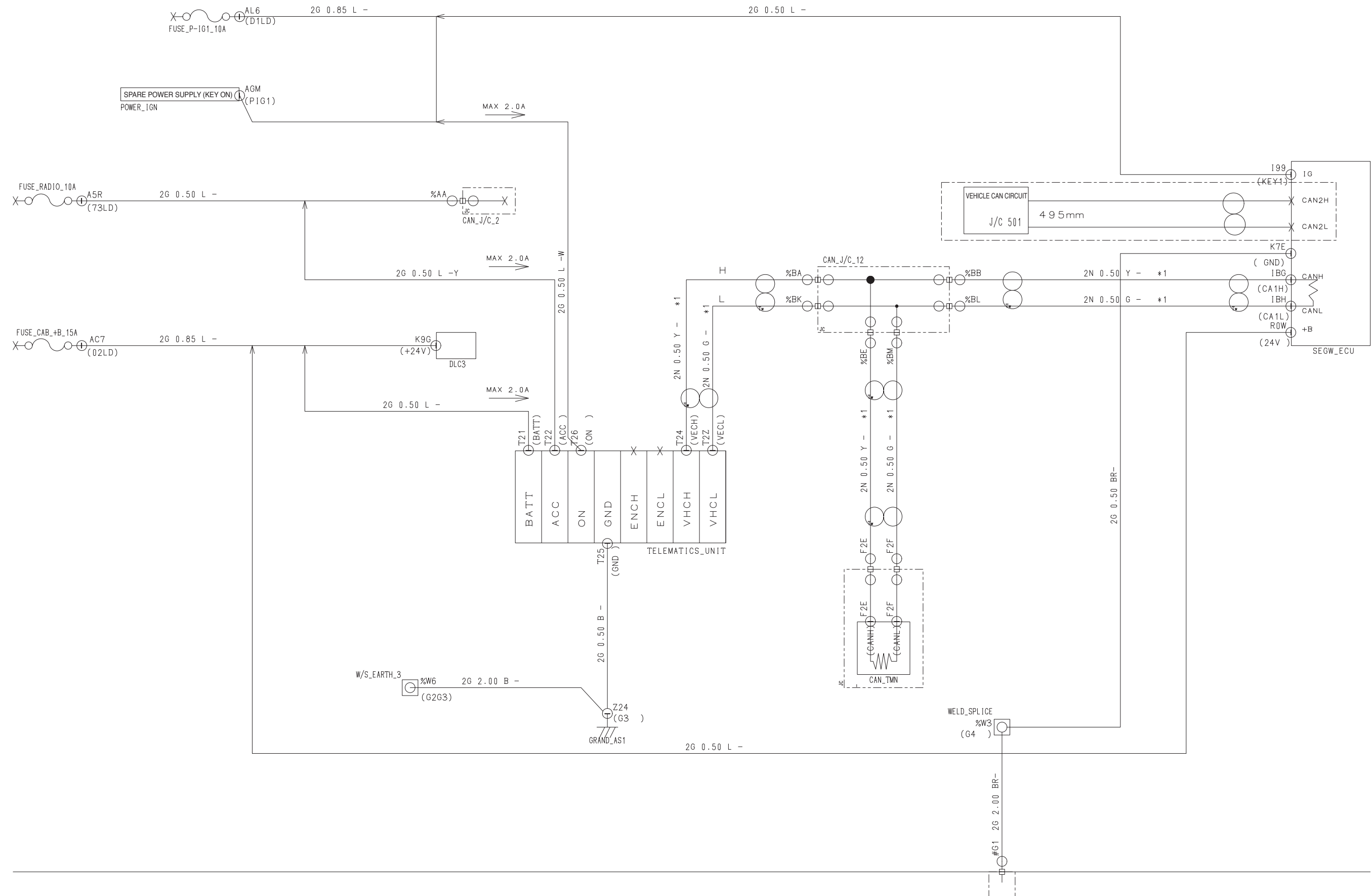
The diagram illustrates the CAN bus architecture, showing the connection of various vehicle components to the CAN bus. The components are organized into several functional groups:

- ECU/Engine Components:** ECM_I2, ECM_I1, ECM_I3, ECM_I4, ECM_I5, ECM_I6, ECM_I7, ECM_I8, ECM_I9, ECM_I10, ECM_I11, ECM_I12, ECM_I13, ECM_I14, ECM_I15, ECM_I16, ECM_I17, ECM_I18, ECM_I19, ECM_I20, ECM_I21, ECM_I22, ECM_I23, ECM_I24, ECM_I25, ECM_I26, ECM_I27, ECM_I28, ECM_I29, ECM_I30, ECM_I31, ECM_I32, ECM_I33, ECM_I34, ECM_I35, ECM_I36, ECM_I37, ECM_I38, ECM_I39, ECM_I40, ECM_I41, ECM_I42, ECM_I43, ECM_I44, ECM_I45, ECM_I46, ECM_I47, ECM_I48, ECM_I49, ECM_I50, ECM_I51, ECM_I52, ECM_I53, ECM_I54, ECM_I55, ECM_I56, ECM_I57, ECM_I58, ECM_I59, ECM_I60, ECM_I61, ECM_I62, ECM_I63, ECM_I64, ECM_I65, ECM_I66, ECM_I67, ECM_I68, ECM_I69, ECM_I70, ECM_I71, ECM_I72, ECM_I73, ECM_I74, ECM_I75, ECM_I76, ECM_I77, ECM_I78, ECM_I79, ECM_I80, ECM_I81, ECM_I82, ECM_I83, ECM_I84, ECM_I85, ECM_I86, ECM_I87, ECM_I88, ECM_I89, ECM_I90, ECM_I91, ECM_I92, ECM_I93, ECM_I94, ECM_I95, ECM_I96, ECM_I97, ECM_I98, ECM_I99, ECM_I100.
- Body/Chassis Components:** ABS_ECU, ABS_ECU_2, ABS_ECU_3, ABS_ECU_4, ABS_ECU_5, ABS_ECU_6, ABS_ECU_7, ABS_ECU_8, ABS_ECU_9, ABS_ECU_10, ABS_ECU_11, ABS_ECU_12, ABS_ECU_13, ABS_ECU_14, ABS_ECU_15, ABS_ECU_16, ABS_ECU_17, ABS_ECU_18, ABS_ECU_19, ABS_ECU_20, ABS_ECU_21, ABS_ECU_22, ABS_ECU_23, ABS_ECU_24, ABS_ECU_25, ABS_ECU_26, ABS_ECU_27, ABS_ECU_28, ABS_ECU_29, ABS_ECU_30, ABS_ECU_31, ABS_ECU_32, ABS_ECU_33, ABS_ECU_34, ABS_ECU_35, ABS_ECU_36, ABS_ECU_37, ABS_ECU_38, ABS_ECU_39, ABS_ECU_40, ABS_ECU_41, ABS_ECU_42, ABS_ECU_43, ABS_ECU_44, ABS_ECU_45, ABS_ECU_46, ABS_ECU_47, ABS_ECU_48, ABS_ECU_49, ABS_ECU_50, ABS_ECU_51, ABS_ECU_52, ABS_ECU_53, ABS_ECU_54, ABS_ECU_55, ABS_ECU_56, ABS_ECU_57, ABS_ECU_58, ABS_ECU_59, ABS_ECU_60, ABS_ECU_61, ABS_ECU_62, ABS_ECU_63, ABS_ECU_64, ABS_ECU_65, ABS_ECU_66, ABS_ECU_67, ABS_ECU_68, ABS_ECU_69, ABS_ECU_70, ABS_ECU_71, ABS_ECU_72, ABS_ECU_73, ABS_ECU_74, ABS_ECU_75, ABS_ECU_76, ABS_ECU_77, ABS_ECU_78, ABS_ECU_79, ABS_ECU_80, ABS_ECU_81, ABS_ECU_82, ABS_ECU_83, ABS_ECU_84, ABS_ECU_85, ABS_ECU_86, ABS_ECU_87, ABS_ECU_88, ABS_ECU_89, ABS_ECU_90, ABS_ECU_91, ABS_ECU_92, ABS_ECU_93, ABS_ECU_94, ABS_ECU_95, ABS_ECU_96, ABS_ECU_97, ABS_ECU_98, ABS_ECU_99, ABS_ECU_100.
- Instrumentation/Display Components:** INSTRUMENT_CLUSTER, INSTRUMENT_CLUSTER_2, INSTRUMENT_CLUSTER_3, INSTRUMENT_CLUSTER_4, INSTRUMENT_CLUSTER_5, INSTRUMENT_CLUSTER_6, INSTRUMENT_CLUSTER_7, INSTRUMENT_CLUSTER_8, INSTRUMENT_CLUSTER_9, INSTRUMENT_CLUSTER_10, INSTRUMENT_CLUSTER_11, INSTRUMENT_CLUSTER_12, INSTRUMENT_CLUSTER_13, INSTRUMENT_CLUSTER_14, INSTRUMENT_CLUSTER_15, INSTRUMENT_CLUSTER_16, INSTRUMENT_CLUSTER_17, INSTRUMENT_CLUSTER_18, INSTRUMENT_CLUSTER_19, INSTRUMENT_CLUSTER_20, INSTRUMENT_CLUSTER_21, INSTRUMENT_CLUSTER_22, INSTRUMENT_CLUSTER_23, INSTRUMENT_CLUSTER_24, INSTRUMENT_CLUSTER_25, INSTRUMENT_CLUSTER_26, INSTRUMENT_CLUSTER_27, INSTRUMENT_CLUSTER_28, INSTRUMENT_CLUSTER_29, INSTRUMENT_CLUSTER_30, INSTRUMENT_CLUSTER_31, INSTRUMENT_CLUSTER_32, INSTRUMENT_CLUSTER_33, INSTRUMENT_CLUSTER_34, INSTRUMENT_CLUSTER_35, INSTRUMENT_CLUSTER_36, INSTRUMENT_CLUSTER_37, INSTRUMENT_CLUSTER_38, INSTRUMENT_CLUSTER_39, INSTRUMENT_CLUSTER_40, INSTRUMENT_CLUSTER_41, INSTRUMENT_CLUSTER_42, INSTRUMENT_CLUSTER_43, INSTRUMENT_CLUSTER_44, INSTRUMENT_CLUSTER_45, INSTRUMENT_CLUSTER_46, INSTRUMENT_CLUSTER_47, INSTRUMENT_CLUSTER_48, INSTRUMENT_CLUSTER_49, INSTRUMENT_CLUSTER_50, INSTRUMENT_CLUSTER_51, INSTRUMENT_CLUSTER_52, INSTRUMENT_CLUSTER_53, INSTRUMENT_CLUSTER_54, INSTRUMENT_CLUSTER_55, INSTRUMENT_CLUSTER_56, INSTRUMENT_CLUSTER_57, INSTRUMENT_CLUSTER_58, INSTRUMENT_CLUSTER_59, INSTRUMENT_CLUSTER_60, INSTRUMENT_CLUSTER_61, INSTRUMENT_CLUSTER_62, INSTRUMENT_CLUSTER_63, INSTRUMENT_CLUSTER_64, INSTRUMENT_CLUSTER_65, INSTRUMENT_CLUSTER_66, INSTRUMENT_CLUSTER_67, INSTRUMENT_CLUSTER_68, INSTRUMENT_CLUSTER_69, INSTRUMENT_CLUSTER_70, INSTRUMENT_CLUSTER_71, INSTRUMENT_CLUSTER_72, INSTRUMENT_CLUSTER_73, INSTRUMENT_CLUSTER_74, INSTRUMENT_CLUSTER_75, INSTRUMENT_CLUSTER_76, INSTRUMENT_CLUSTER_77, INSTRUMENT_CLUSTER_78, INSTRUMENT_CLUSTER_79, INSTRUMENT_CLUSTER_80, INSTRUMENT_CLUSTER_81, INSTRUMENT_CLUSTER_82, INSTRUMENT_CLUSTER_83, INSTRUMENT_CLUSTER_84, INSTRUMENT_CLUSTER_85, INSTRUMENT_CLUSTER_86, INSTRUMENT_CLUSTER_87, INSTRUMENT_CLUSTER_88, INSTRUMENT_CLUSTER_89, INSTRUMENT_CLUSTER_90, INSTRUMENT_CLUSTER_91, INSTRUMENT_CLUSTER_92, INSTRUMENT_CLUSTER_93, INSTRUMENT_CLUSTER_94, INSTRUMENT_CLUSTER_95, INSTRUMENT_CLUSTER_96, INSTRUMENT_CLUSTER_97, INSTRUMENT_CLUSTER_98, INSTRUMENT_CLUSTER_99, INSTRUMENT_CLUSTER_100.
- Other Components:** COMB_METER, STEERING_SENSOR, DLC3, DIAG, SW, CAN_I/C.1, CAN_I/C.2, CAN_I/C.3, CAN_I/C.4, CAN_I/C.5, CAN_I/C.6, CAN_I/C.7, CAN_I/C.8, CAN_I/C.9, CAN_I/C.10, CAN_I/C.11, CAN_I/C.12, CAN_I/C.13, CAN_I/C.14, CAN_I/C.15, CAN_I/C.16, CAN_I/C.17, CAN_I/C.18, CAN_I/C.19, CAN_I/C.20, CAN_I/C.21, CAN_I/C.22, CAN_I/C.23, CAN_I/C.24, CAN_I/C.25, CAN_I/C.26, CAN_I/C.27, CAN_I/C.28, CAN_I/C.29, CAN_I/C.30, CAN_I/C.31, CAN_I/C.32, CAN_I/C.33, CAN_I/C.34, CAN_I/C.35, CAN_I/C.36, CAN_I/C.37, CAN_I/C.38, CAN_I/C.39, CAN_I/C.40, CAN_I/C.41, CAN_I/C.42, CAN_I/C.43, CAN_I/C.44, CAN_I/C.45, CAN_I/C.46, CAN_I/C.47, CAN_I/C.48, CAN_I/C.49, CAN_I/C.50, CAN_I/C.51, CAN_I/C.52, CAN_I/C.53, CAN_I/C.54, CAN_I/C.55, CAN_I/C.56, CAN_I/C.57, CAN_I/C.58, CAN_I/C.59, CAN_I/C.60, CAN_I/C.61, CAN_I/C.62, CAN_I/C.63, CAN_I/C.64, CAN_I/C.65, CAN_I/C.66, CAN_I/C.67, CAN_I/C.68, CAN_I/C.69, CAN_I/C.70, CAN_I/C.71, CAN_I/C.72, CAN_I/C.73, CAN_I/C.74, CAN_I/C.75, CAN_I/C.76, CAN_I/C.77, CAN_I/C.78, CAN_I/C.79, CAN_I/C.80, CAN_I/C.81, CAN_I/C.82, CAN_I/C.83, CAN_I/C.84, CAN_I/C.85, CAN_I/C.86, CAN_I/C.87, CAN_I/C.88, CAN_I/C.89, CAN_I/C.90, CAN_I/C.91, CAN_I/C.92, CAN_I/C.93, CAN_I/C.94, CAN_I/C.95, CAN_I/C.96, CAN_I/C.97, CAN_I/C.98, CAN_I/C.99, CAN_I/C.100.

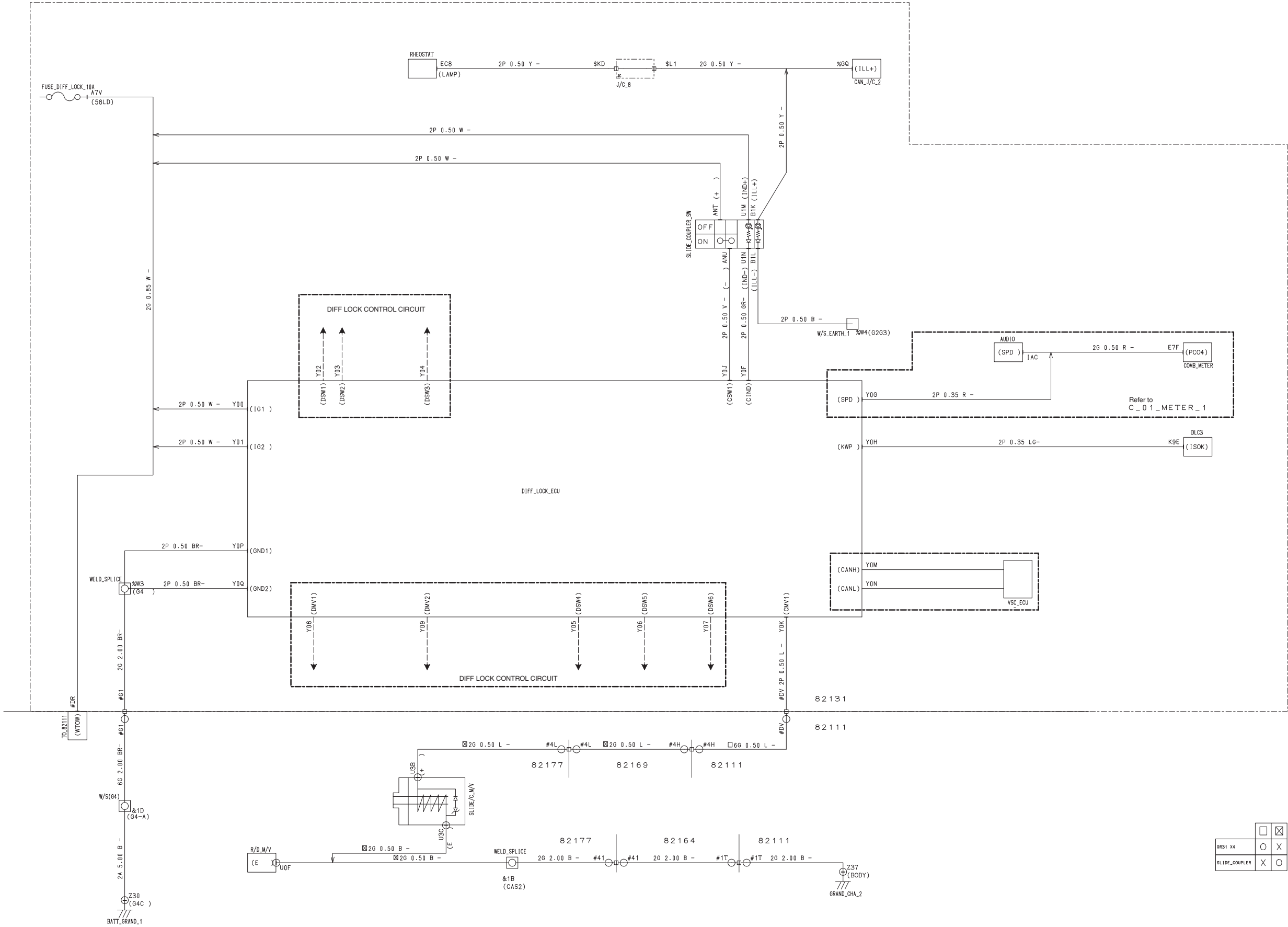
The diagram also includes a legend table for the components and a list of the components themselves.

| Component | Symbol | Color | Wiring |
|-----------|---------|-------|-------------|
| ECM_I1 | ECM_I1 | Blue | 24 0.35 Y - |
| ECM_I2 | ECM_I2 | Blue | 24 0.35 G - |
| ECM_I3 | ECM_I3 | Blue | 24 0.35 Y - |
| ECM_I4 | ECM_I4 | Blue | 24 0.35 G - |
| ECM_I5 | ECM_I5 | Blue | 24 0.35 Y - |
| ECM_I6 | ECM_I6 | Blue | 24 0.35 G - |
| ECM_I7 | ECM_I7 | Blue | 24 0.35 Y - |
| ECM_I8 | ECM_I8 | Blue | 24 0.35 G - |
| ECM_I9 | ECM_I9 | Blue | 24 0.35 Y - |
| ECM_I10 | ECM_I10 | Blue | 24 0.35 G - |
| ECM_I11 | ECM_I11 | Blue | 24 0.35 Y - |
| ECM_I12 | ECM_I12 | Blue | 24 0.35 G - |
| ECM_I13 | ECM_I13 | Blue | 24 0.35 Y - |
| ECM_I14 | ECM_I14 | Blue | 24 0.35 G - |
| ECM_I15 | ECM_I15 | Blue | 24 0.35 Y - |
| ECM_I16 | ECM_I16 | Blue | 24 0.35 G - |
| ECM_I17 | ECM_I17 | Blue | 24 0.35 Y - |
| ECM_I18 | ECM_I18 | Blue | 24 0.35 G - |
| ECM_I19 | ECM_I19 | Blue | 24 0.35 Y - |
| ECM_I20 | ECM_I20 | Blue | 24 0.35 G - |
| ECM_I21 | ECM_I21 | Blue | 24 0.35 Y - |
| ECM_I22 | ECM_I22 | Blue | 24 0.35 G - |
| ECM_I23 | ECM_I23 | Blue | 24 0.35 Y - |
| ECM_I24 | ECM_I24 | Blue | 24 0.35 G - |
| ECM_I25 | ECM_I25 | Blue | 24 0.35 Y - |
| ECM_I26 | ECM_I26 | Blue | 24 0.35 G - |

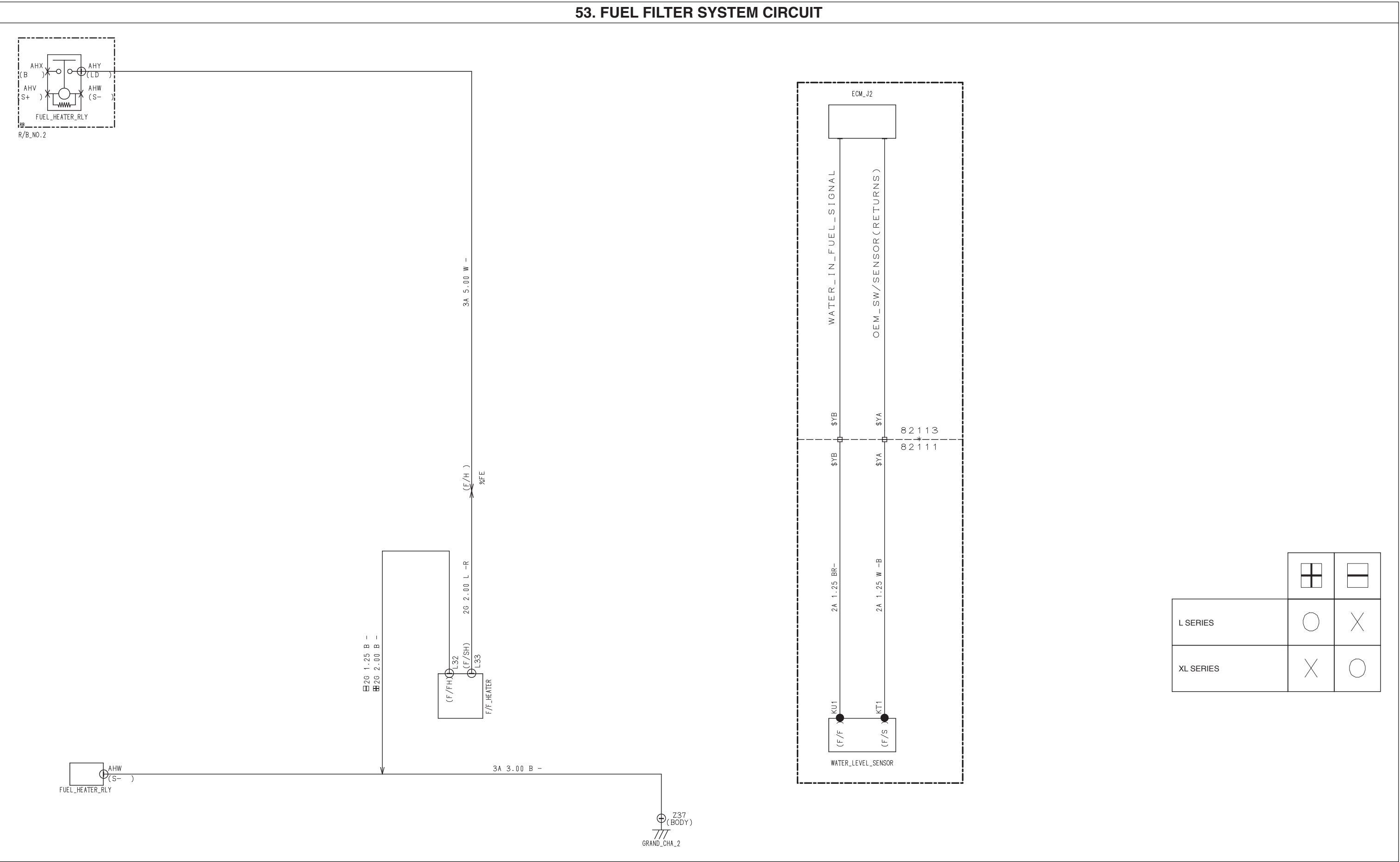
51. TELEMATICS CIRCUIT









52. SLIDE COUPLER LOCK CIRCUIT



53. FUEL FILTER SYSTEM CIRCUIT



| | | |
|-----------|---------------------------------------------------------------------------------------|---------------------------------------------------------------------------------------|
| |  |  |
| L SERIES |  |  |
| XL SERIES |  |  |

4. CONNECTORS


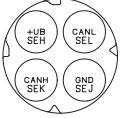
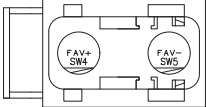


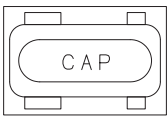

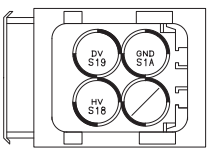
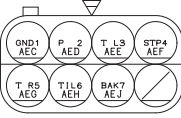

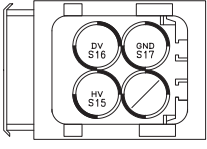
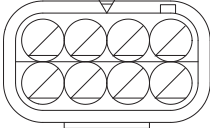
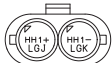
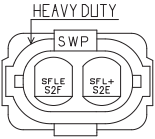
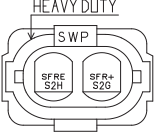
The Table of Connector No.

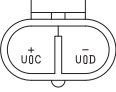
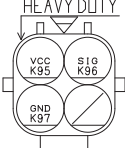

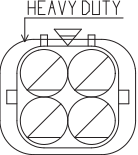
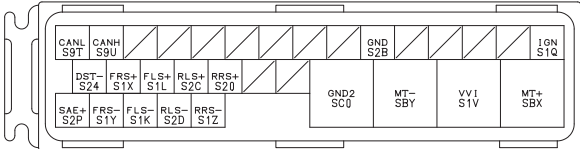


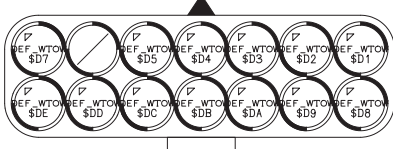

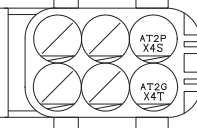

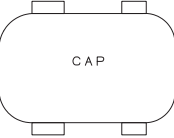
| CONNECTOR No. |
|---------------|
| 82111 |
| 82113 |
| 82122 |
| 82123 |
| 82124 |
| 82125 |
| 82126 |
| 82127 |
| 82128 |
| 82130 |
| 82131 |
| 82136 |
| 82142 |
| 82151 |
| 82152 |
| 82153 |
| 82161 |
| 82164 |
| 82165 |
| 82169 |
| 82171 |
| 82177 |
| 82213 |
| 82214 |
| 82219 |
| 82235 |
| 82236 |
| 82284 |
| 82286 |
| 82287 |
| 82288 |
| 82291 |
| 82412 |
| 82422 |
| 82627 |
| 84523 |
| 89774 |
| S8251 |

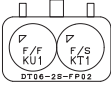
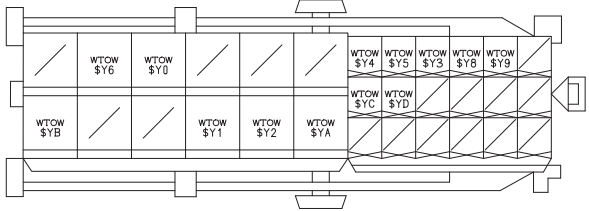
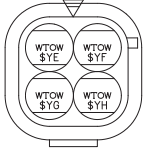


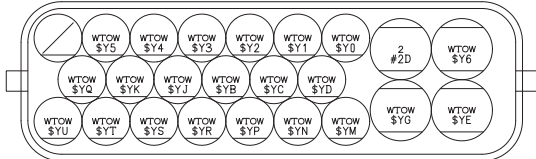
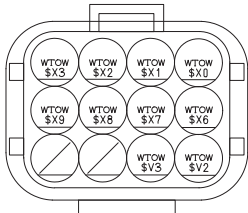
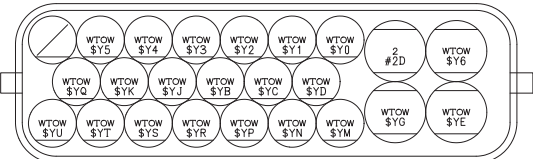
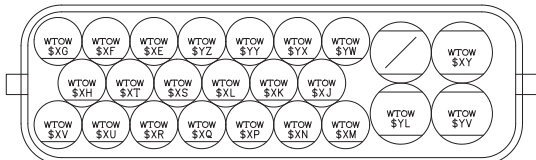
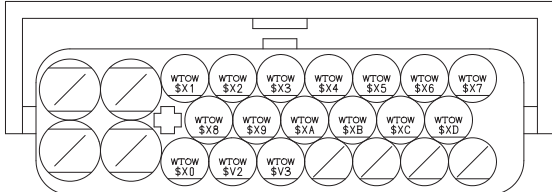
[NOTE] 1) There are all the specifications included options.
 2) When you use these connectors, please understand the vehicle specifications.

1

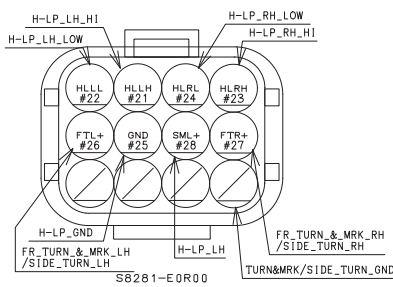
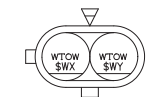
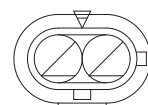
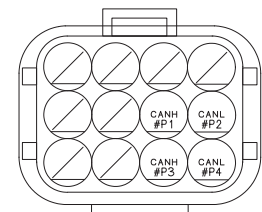
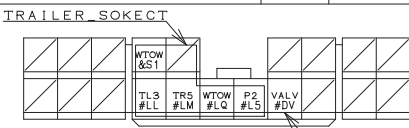
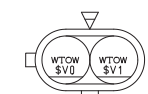
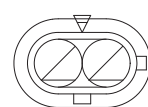

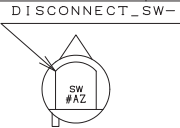
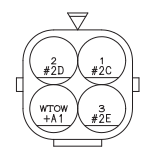
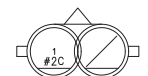
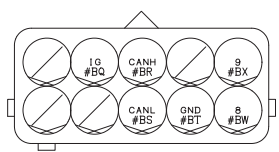
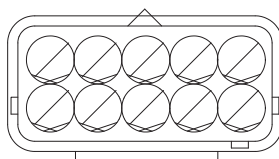
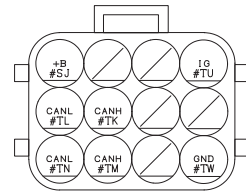
| No. | PART NAME | CONN. COLOR | LOCATION | APPLI- CATION | No. | PART NAME | CONN. COLOR | LOCATION | APPLI- CATION | No. | PART NAME | CONN. COLOR | LOCATION | APPLI- CATION | |
|-----|-----------------|-------------|----------|------------------|-----|-----------------|-------------|-----------------|------------------|-----|---------------------------------|-------------|----------|------------------|--|
| 30 | BATT_GRAND | | | | 35 | W/S_&1D | | | | 40 | FUEL_SENDER_LH | DG | | | |
| | 98061-0050A | | | | | SPLCE-W0001 | | 82560-4350A | | | | | | | |
| 31 | GRAND_CHA | | | | 36 | GRAND_CHA_3 | | | XL SERIES | 50 | MOTOR_RLY | B | | | |
| | 98061-0050A | | | | | 82583-1810A | | 82828-1160A | | | | | | | |
| 33 | GRAND_CHA_1 | | | XL SERIES | 37 | GRAND_CHA_4 | | | XL SERIES | 51 | FLOW_SW | GR | | | |
| | 82583-1810A | | | | | 82583-1820A | | 82828-1170A | | | | | | | |
| 34 | GRAND_CHA_2 | | | XL SERIES | 36 | GRAND_CHA_3 | | | L SERIES | 52 | DIFFERENT_SW | B | | | |
| | 82583-1820A | | | | | 98061-0050A | | 82560-2530A | | | | | | | |
| 33 | GRAND_CHA_1 | | | L SERIES | 37 | GRAND_CHA_4 | | | L SERIES | 60 | AIR_HORN_M/V | B | | | |
| | 98061-0050A | | | | | 98061-0050A | | 82580-9250A | | | | | | | |
| 34 | GRAND_CHA_2 | | | L SERIES | 38 | W/S_&1E | | | | | 82580-7170B_CAP COLOR(B) | | | | |
| | 98061-0050A | | | | | SPLCE-W0001 | | | | | | | | | |

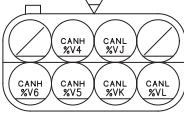

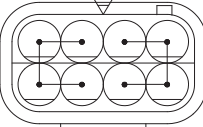

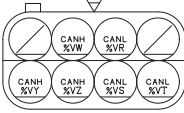

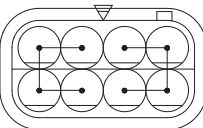





| No. | PART NAME | CONN. COLOR | LOCATION | APPLI- CATION | No. | PART NAME | CONN. COLOR | LOCATION | APPLI- CATION | No. | PART NAME | CONN. COLOR | LOCATION | APPLI- CATION |
|-----|-------------------------------------------------------------------------------------|-------------|----------|---------------|-----|-------------------------------------------------------------------------------------|-------------|----------|------------------------------------|-----|---------------------------------------------------------------------------------------|-------------|----------|---------------|
| 61 | HORN_H1 (-) | B | | | 92 | ESC_ECU_E8 | B | | | 95 | FRONT_AXLE_PACKAGE_ATC | B | | |
| |  | | | | |  | | | | |  | | | |
| | 82580-7590A | | | | | 82560-1340A | | | | | 82824-E1640 | | | |
| 62 | HORN_H1 (+) | B | | | 93 | | | | | 97 | | | | |
| |  | | | | |  | | | | |  | | | |
| | 82580-7590A | | | | | S8284-E0550 | | | | | S8286-E0010 | | | |
| 63 | HORN_LO (-) | B | | | 94 | FR_AXLE_PACKAGE_LH | B | | L SERIES, XL SERIES ABS EBS, ESC | 97 | TRAILER_SOCKET | B | | |
| |  | | | | |  | | | | |  | | | |
| | 82580-7590A | | | | | S8281-E0F50 | | | | | 82580-6040B | | | |
| 64 | HORN_LO (+) | B | | | 94 | FR_AXLE_PACKAGE_RH | B | | L SERIES, XL SERIES ABS EBS, ESC | 97 | | | | |
| |  | | | | |  | | | | |  | | | |
| | 82580-7590A | | | | | S8281-E0F50 | | | | | 82580-6030B_CAP | | | |
| 80 | AMB_TEMP_SSR | GR | | | | | | | | | | | | |
| |  | | | | | | | | | | | | | |
| | S8281-E0850 | | | | | | | | | | | | | |
| 90 | ABS_SENSOR_FR_LH | B | | | | | | | | | | | | |
| |  | | | | | | | | | | | | | |
| | 82560-4720A | | | | | | | | | | | | | |
| 91 | ABS_SENSOR_FR_RH | B | | | | | | | | | | | | |
| |  | | | | | | | | | | | | | |
| | 82560-4720A | | | | | | | | | | | | | |

| No. | PART NAME | CONN. COLOR | LOCATION | APPLI- CATION | No. | PART NAME | CONN. COLOR | LOCATION | APPLI- CATION | No. | PART NAME | CONN. COLOR | LOCATION | APPLI- CATION |
|-----|------------------------------------------------------------------------------------------------------------------------|-------------|----------|---------------|-----|-------------------------------------------------------------------------------------------------------------------|-------------|----------|---------------|-----|------------------------------------------------------------------------------------------------------|-------------|----------|---------------|
| 121 | AIR_DRIER(F/A) | B | | L SERIES | 159 | REMOTE_ACCEL_PEDAL | B | | XL SERIES | 162 | DEF_PUMP_MOTOR_DIODE | B | | |
| |  82560-4660A | | | | |  82560-1260A | | | | |  82560-3800A | | | |
| 156 | ABS_H/U_WITH_ECU | B | | | |  82560-1250A_CAP COLOR(B) | | | | 163 | AFTER_SSR_PWR_DIODE | B | | |
| |  82828-1560A | | | | | | | | | |  82560-3800A | | | |
| 157 | E X 5 B | B | | XL SERIES | 160 | A/C_COMPRESSOR | B | | XL SERIES | |  82560-1230A | | | |
| |  S8281-E0M70 CUMMINS:10763414 | | | | | | | | | |  85902-1200A | | | |
| 158 | COL_LEVEL_SENSOR | B | | XL SERIES | 161 | TIRE_MONITOR_ECU2 | B | | | |  82824-E1D40 | | | |
| |  S8281-E0T00 | | | | |  82821-E0310 COLOR(B) | | | | | | | | |

| No. | PART NAME | CONN. COLOR | LOCATION | APPLI- CATION | No. | PART NAME | CONN. COLOR | LOCATION | APPLI- CATION | No. | PART NAME | CONN. COLOR | LOCATION | APPLI- CATION |
|-----|----------------------------------------------------------------------------------------------------------------------------------------------------------------------------------------------------------|-------------|----------|--------------------------|-----|-----------------------------------------------------------------------------------------------------|-------------|----------|---------------------------|-----|-----------------------------------------------------------------------------------------------------|-------------|----------|---------------------------|
| 164 | WATAR_INFUEL_SSR | B | | | 400 | TO_82113_1 | | | L SERIES | 401 | TO_82113_2 | GR | | L SERIES |
| |  S8281-E0T20 | | | | |  82824-E1260 | | | | |  82580-7750B | | | |
| 165 | DEF_LINE_HEATING_DIODE | B | | | 400 | TO_82113_1 | B | | XL SERIES 59L(15.6GAL) | 402 | TO_82128 | B | | L SERIES |
| |  82560-3800A  85902-1200A | | | | |  82560-1320A | | | | |  S8281-E0R00 | | | |
| 400 | TO_82113_1 | B | | XL SERIES 28L(7.4GAL) | 400 | TO_82113_2 | B | | XL SERIES | 402 | TO_82128 | B | | XL SERIES 59L(15.6GAL) |
| |  82560-1320A | | | | |  82560-1320A | | | | |  82560-1330A | | | |

| No. | PART NAME | CONN. COLOR | LOCATION | APPLI- CATION | No. | PART NAME | CONN. COLOR | LOCATION | APPLI- CATION | No. | PART NAME | CONN. COLOR | LOCATION | APPLI- CATION |
|-----|------------|-------------|------------|--------------------------|-----|------------|-------------|----------|---------------|-----|--------------|-------------|----------|---------------|
| 402 | TO_82128 | B | | XL SERIES 28L(7.4GAL) | 405 | TO_82131_1 | | | | 410 | TO_82164_24P | B | | |
| | | 82560-1330A | | | | | | | | | | | | |
| 403 | TO_82113_3 | B | | XL SERIES | 406 | TO_82131_2 | G | | | 411 | TO_82169_16P | B | | XL SERIES |
| | | S8281-E0R00 | | | | | | | | | | | | |
| 404 | TO_82131_7 | | | XL SERIES | 407 | TO_82131_3 | | | | 412 | TO_82214 | B | | L SERIES |
| | | 82824-E0W50 | TO_82131_4 | | | | | | | | | | | |
| | | | | | | TO_82131_5 | | | | | | | | |

| No. | PART NAME | CONN. COLOR | LOCATION | APPLI- CATION | No. | PART NAME | CONN. COLOR | LOCATION | APPLI- CATION | No. | PART NAME | CONN. COLOR | LOCATION | APPLI- CATION |
|-----|---------------------------------------------------------------------------------------------------------------------------------------------------------------------------------------------------------------|-------------|----------|------------------|-----|--------------------------------------------------------------------------------------------------------------------------------------------------------------------------------------------------------------------------|-------------|----------|------------------|-----|------------------------------------------------------------------------------------------------------|-------------|----------|------------------|
| 412 | TO_82214 | B | | XL SERIES | 418 | TO_82291_FR | B | | XL SERIES | 421 | TPMS_SHORT | GR | | |
| |  | | | | |  82580-7180B  82580-7170B_CAP COLOR(B) | | | | |  S8281-E0R00 | | | |
| 415 | TO_82131_6 | | | | 419 | TO_82291_RR | B | | XL SERIES | 422 | TO_MOTOR_PUMP | B | | |
| |  | | | | |  82580-7180B  82580-7170B_CAP COLOR(B) | | | | |  82580-6730B | | | |
| 416 | TO_84523 | B | | | 431 | TO_82130_A/C_COMP | GR | | L SERIES | 431 | TO_82130_A/C_COMP | GR | | L SERIES |
| |  | | | | |  82580-9470A | | | | |  82560-1230A | | | |
| 417 | TO_82219 | B | | | 420 | TO_S8251_TO_TPMS_SHORT | GR | | | 431 | TO_82130 | B | | XL SERIES |
| |  82824-E0B20  *82824-E0B10_CAP | | | | |  S8281-E0R10 | | | | | | | | |

| No. | | | | APPLI- CATION | No. | | | | APPLI- CATION |
|-----|----------------------------------------------------------------------------------------------------|----------------|----------|------------------|-----|----------------------------------------------------------------------------------------------------|----------------|----------|------------------|
| | PART NAME | CONN. COLOR | LOCATION | | | PART NAME | CONN. COLOR | LOCATION | |
| 500 | CAN_J/C_RADAR | GR | | | 603 | W/S_UREA_HTR | | | |
| |  82580-6040B | | | | |  SPLCE-W0001 | | | |
| |  82550-1230A | | | | 604 | W/S | | | |
| | | | | | |  SPLCE-W0001 | | | |
| 501 | CAN_J/C_HYD | GR | | | 605 | W/S | | | XL SERIES |
| |  82580-6040B | | | | |  SPLCE-W0001 | | | |
| |  82550-1230A | | | | 606 | W/S | | | XL SERIES |
| | | | | | |  SPLCE-W0001 | | | |
| 601 | W/S_UREA_HTR | | | | 607 | W/S | | | XL SERIES |
| |  SPLCE-W0001 | | | | |  SPLCE-W0001 | | | |
| | W/S_UREA_HTR | | | | 608 | W/S | | | |
| |  SPLCE-W0001 | | | | |  SPLCE-W0001 | | | |

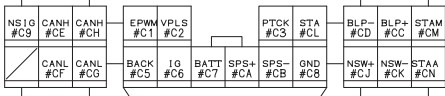
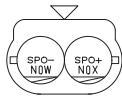
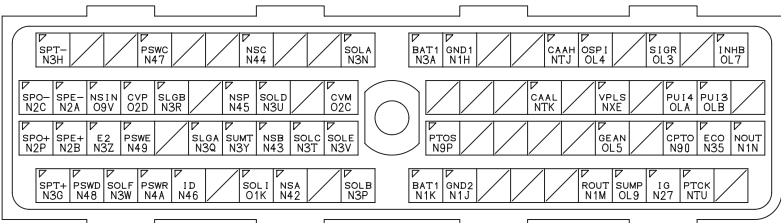
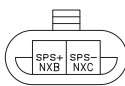
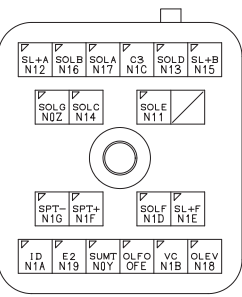
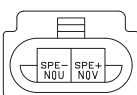
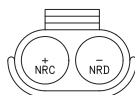
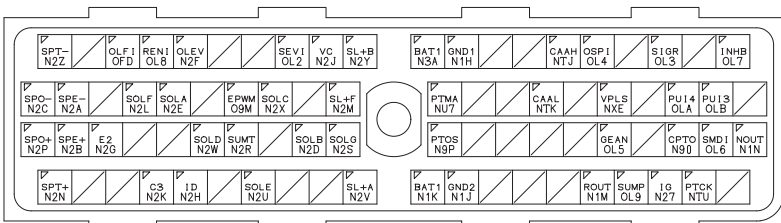
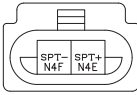
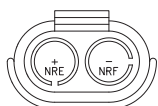
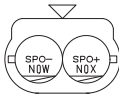
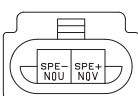
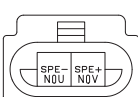
[illegible]

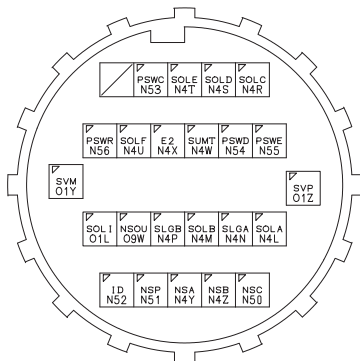
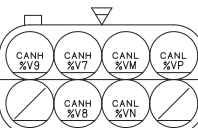
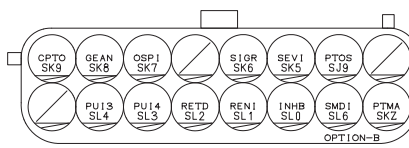
| No. | | | APPLI- CATION |
|-----|-----------------------------------------------------------|----------------|------------------|
| | PART NAME | CONN. COLOR | |
| 602 | W/S | | L SERIES |
| | <div><div>ENG_B %U6</div><div>SPLCE-W0001</div></div> | | |
| 603 | W/S | | |
| | <div><div>B %U7</div><div>SPLCE-W0001</div></div> | | |
| 604 | W/S | | |
| | <div><div>G4 %U8</div><div>SPLCE-W0001</div></div> | | |
| 605 | W/S | | |
| | <div><div>E %U9</div><div>SPLCE-W0001</div></div> | | |
| 606 | W/S | | |
| | <div><div>B %UA</div><div>SPLCE-W0001</div></div> | | |

| No. | | | | APPLI- CATION |
|-----|-------------------------------------------------------------------------------|----------------|----------|---------------------------------------|
| | PART NAME | CONN. COLOR | LOCATION | |
| 1 | STARTER 1 | | | |
| | <div><div>12</div><div># B A3x</div></div> <div>*82675-E0540</div> | | | |
| 2 | BATTERY | | | XL SERIES 28L(7.4GAL) |
| | <div><div>10</div><div># +(1) A48</div></div> <div>*82583-1780A</div> | | | |
| 2 | BATTERY | | | L SERIES XL SERIES 59L(15.6GAL) |
| | <div><div>10</div><div># +(1) A48</div></div> <div>82675-E0450</div> | | | |

| No. | PART NAME | | CONN. COLOR | LOCATION | APPLI- CATION |
|-----|----------------------------------------------------------------------------------------------------|--|-------------|----------|------------------|
| | | | | | |
| 1 | BATTERY 1 | | | | |
| | <div><div><div>10</div><div># +(1) A4B</div></div><div></div><div>*82583-1780A</div></div> | | | | |
| 2 | BATTERY 2 | | | | |
| | <div><div><div>10</div><div># +(2) A4A</div></div><div></div><div>*82583-1780A</div></div> | | | | |
| 2 | BATTERY 3 | | | | |
| | <div><div><div>10</div><div># +(3) AJD</div></div><div></div><div>*82583-1780A</div></div> | | | | |

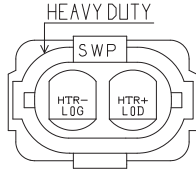
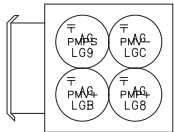
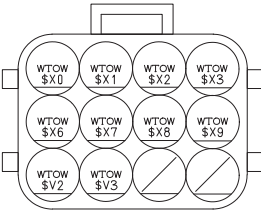
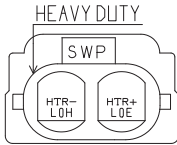
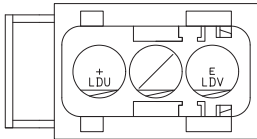
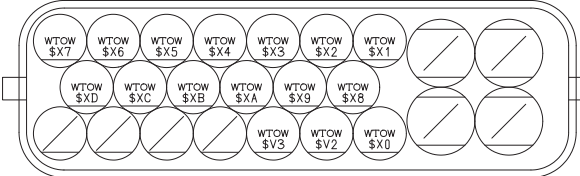
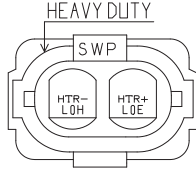
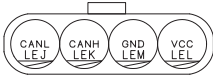
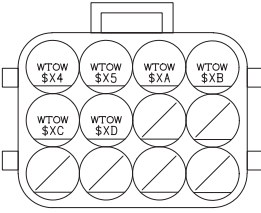
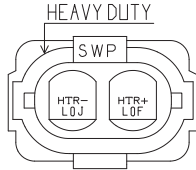
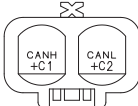
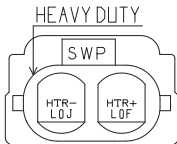
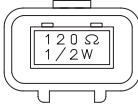
| No. | | | | APPLI- CATION |
|-----|----------------------------------------------------------------------------------------------------|----------------|----------|------------------|
| | PART NAME | CONN. COLOR | LOCATION | |
| 1 | BATTERY 1 | | | |
| | <div><div><div>10</div><div># -(1) A49</div></div><div></div><div>*82583-1780A</div></div> | | | |
| 2 | BATTERY_GND | | | |
| | <div><div><div>10</div><div># G4P Z29</div></div><div></div><div>82675-E0200</div></div> | | | |

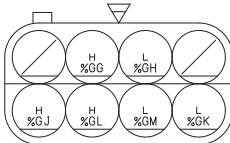
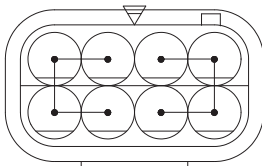
| No. | PART NAME | CONN. COLOR | LOCATION | APPLI- CATION | No. | PART NAME | CONN. COLOR | LOCATION | APPLI- CATION | No. | PART NAME | CONN. COLOR | LOCATION | APPLI- CATION |
|-----|-------------------------------------------------------------------------------------|-------------|-------------|---------------|-----|-------------------------------------------------------------------------------------|-------------|-------------|---------------------|-----|---------------------------------------------------------------------------------------|-------------|-------------|---------------------|
| 1 | TO_82131_22P | | | | 8 | OUTPUT_SPEED_SENS | B | | | 10 | ALLISON_ECU | B | | ALLISON 2200 / 2500 |
| |  | | 82580-9990A | | |  | | S8281-E0V10 | | |  | | 82828-1570A | |
| 3 | SPEED_SENSOR | B | | | 9 | MAIN_TRANS(AT3000) | B | | | 16 | ENG_SPEED_SENS | B | | |
| |  | | 82560-1990A | | |  | | 82828-1580A | | |  | | 82828-1610A | |
| 4 | BACK_LP_SW | B | | | 10 | ALLISON_ECU | B | | ALLISON 3000 / 3500 | 17 | TB_SPEED_SENS | B | | |
| |  | | 82828-1210A | | |  | | 82828-1570A | | |  | | 82828-1610A | |
| 5 | NEUTRAL_SW | GR | | | 10 | | | | | 18 | OP_SPEED_SENS | B | | |
| |  | | S8281-E0N90 | | | | | | | |  | | S8281-E0V10 | |
| 6 | EG_SPEED_SENS_3(HS) | B | | | | | | | | | | | | |
| |  | | 82828-1610A | | | | | | | | | | | |
| 7 | EG_SPEED_SENS_3(RDS) | B | | | | | | | | | | | | |
| |  | | 82828-1610A | | | | | | | | | | | |

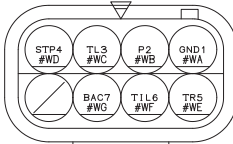
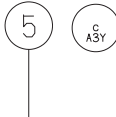
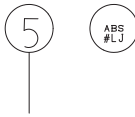
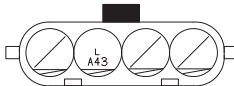

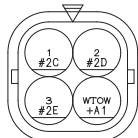
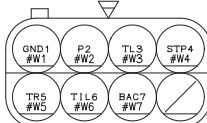
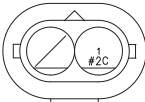


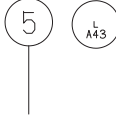
| No. | PART NAME | | CONN. COLOR | LOCATION | APPLI- CATION | No. | PART NAME | | CONN. COLOR | LOCATION | APPLI- CATION |
|-----|-------------------------------------------------------------------------------------|--|-------------|----------|------------------|-----|------------------------------------------------------------------------------------|--|-------------|----------|------------------|
| 19 | MAIN_TRANS(AT2000) | | B | | | 30 | CAN_J/C_AT | | GR | | |
| |  | | | | | |  | | | | |
| | 82828-1590A | | | | | | 82580-6040B | | | | |
| 25 | ALLISON_TM_IF | | GR | | | | | | | | |
| |  | | | | | | S8281-EDM20 | | | | |
| | CONNECT S8281-EDM30 COLOR:GR TO 25 | | | | | | | | | | |

| No. | | | APPLI- CATION |
|-----|----------------------------------------------------------------------------------------------------|----------------|------------------|
| | PART NAME | CONN. COLOR | |
| 1 | JUMP_STUD_POS | | XL SERIES |
| | <div><div><div>10</div><div># +S J A44</div></div><div></div><div>*82583-1780A</div></div> | | |
| 1 | JUMP_STUD_POS | | L SERIES |
| | <div><div><div>10</div><div># +S J A44</div></div><div></div><div>82583-1850A</div></div> | | |
| 2 | BATTERY2_(+) | | |
| | <div><div><div>10</div><div># +(2) A4A</div></div><div></div><div>*82583-1780A</div></div> | | |

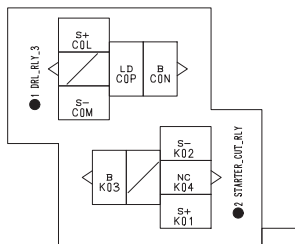
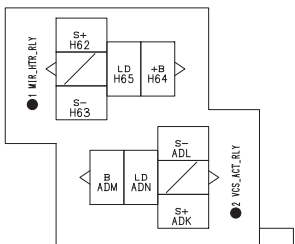
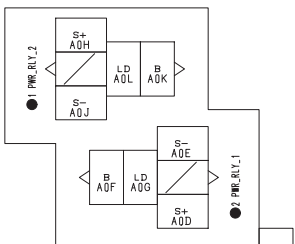
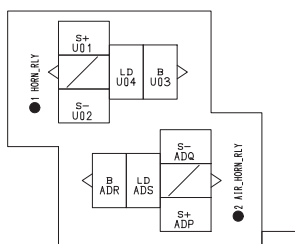
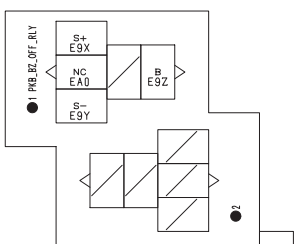
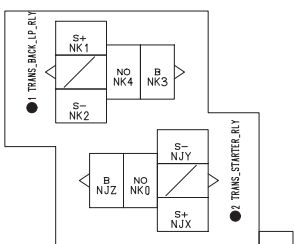
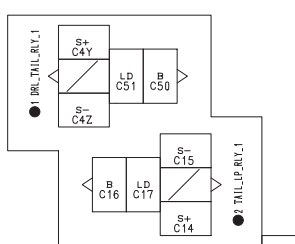
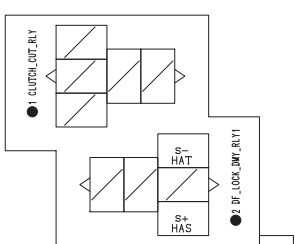
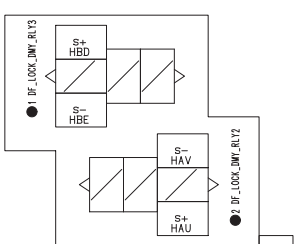
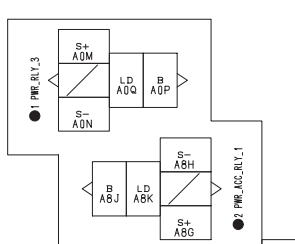
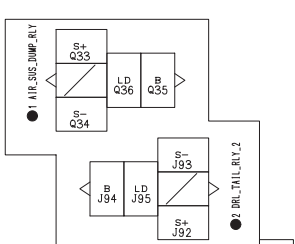
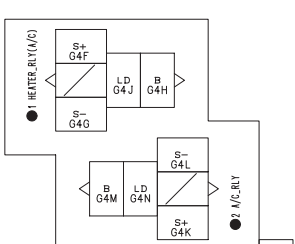
| No. | | | APPLI- CATION |
|-----|----------------------------------------------------------------------------------------------------|----------------|------------------|
| | PART NAME | CONN. COLOR | |
| 1 | JUMP_STUD_NEG | | XL SERIES |
| | <div><div><div>10</div><div># -S A45</div></div><div></div><div>*82583-1780A</div></div> | | |
| 1 | JUMP_STUD_NEG | | L SERIES |
| | <div><div><div>10</div><div># -S A45</div></div><div></div><div>82675-E0530</div></div> | | |
| 2 | BATTERY2_(-) | | |
| | <div><div><div>10</div><div># -(2) A4B</div></div><div></div><div>*82583-1780A</div></div> | | |

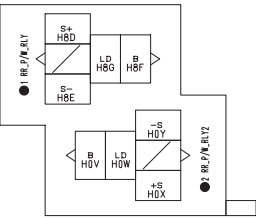
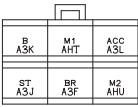

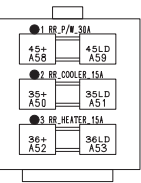
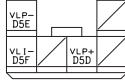

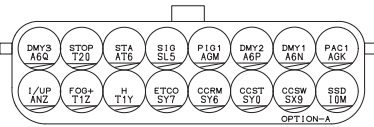
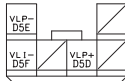

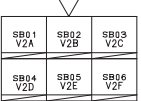





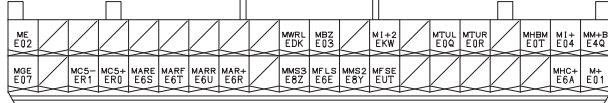
| No. | PART NAME | CONN. COLOR | LOCATION | APPLI- CATION | No. | PART NAME | CONN. COLOR | LOCATION | APPLI- CATION | No. | PART NAME | CONN. COLOR | LOCATION | APPLI- CATION |
|-----|----------------------------------------------------------------------------------------------------|-------------|----------|---------------|-----|-----------------------------------------------------------------------------------------------------|-------------|----------|---------------|-----|------------------------------------------------------------------------------------------------------|-------------|----------|---------------|
| 1 | UREA_HTR_PL | B | | | 4 | SUPPLY_MODULE | B | | | 401 | TO_82111 | B | | |
| |  82560-4720A | | | | |  S8281-E0F40 | | | | |  S8281-E0R10 | | | |
| 2 | UREA_HTR_SL | B | | | 5 | W/C_CONTROL_M/V | B | | | 401 | TO_82111 | B | | |
| |  82560-4730A | | | | |  82824-E1620 | | | | |  82560-1320A | | | |
| 2 | UREA_HTR_SL | B | | | 6 | UREA_SENSOR | B | | | 401 | TO_82113 | B | | |
| |  82560-4720A | | | | |  S8281-E0M00 | | | | |  S8281-E0R10 | | | |
| 3 | UREA_HTR_RL | B | | | 30 | CAN_TMN1 | B | | | 402 | | | | |
| |  82560-4720A | | | | |  82560-2700A | | | | | | | | |
| 3 | UREA_HTR_RL | B | | | | | | | | | | | | |
| |  82560-4730A | | | | |  89613-1020A | | | | | | | | |

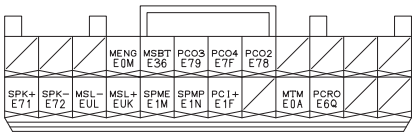
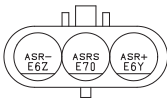
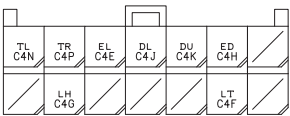
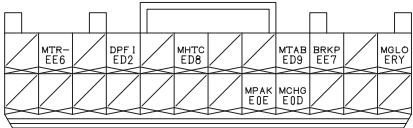
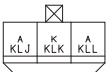
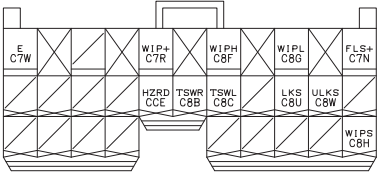
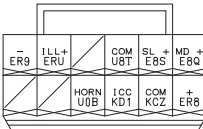
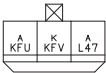
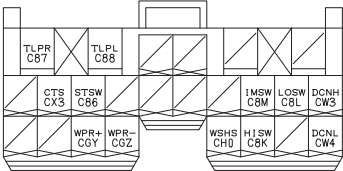
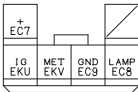
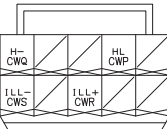
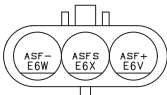
| No. | | | APPLI- CATION |
|-----|-----------------------------------------------------------------------------------------------------------------------------------------------------------------------------------------------------------------------------------------|----------------|------------------|
| | PART NAME | CONN. COLOR | |
| 500 | J/C_LOCAL_CAN | GR | |
| | <div></div> <div>82580-6040B</div> <div></div> <div>82550-1230A</div> | | |

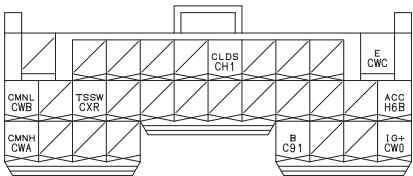
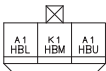
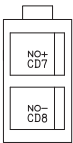
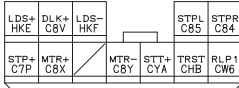
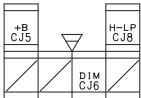
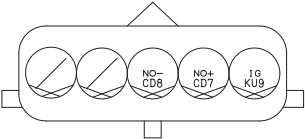
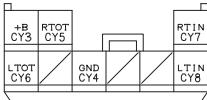
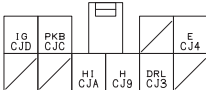

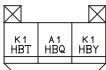
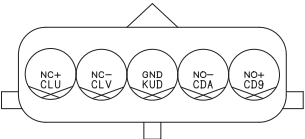

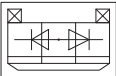

| No. | PART NAME | CONN. COLOR | LOCATION | APPLI- CATION | No. | PART NAME | CONN. COLOR | LOCATION | APPLI- CATION |
|-----|----------------------------------------------------------------------------------------------------------------------------------------------------------------------------------------------------------|------------------------------------------------------------------------------------------------------|----------|------------------------------|-----|-------------------|-------------|----------|------------------|
| 1 | TO_82111 | B | | SAE-E&B (ONLY CONNECT) | 2 | STA_C | | | L SERIES |
| |  82580-6030B |  99141-12005 | | | | | | | |
| 1 | MOTOR_PUMP | | | HYDRAULIC BRAKE | 3 | ALT_L | B | | |
| |  98060-5050A |  S8281-E0S60 | | | | | | | |
| 1 | A/C_COMPRESSOR | B | | L SERIES | 4 | TO_82111_A/C_COMP | GR | | L SERIES |
| |  82560-1230A |  82580-9460A | | | | | | | |
| 2 | TRAILER_SOCKET | B | | | 4 | TO_82111 | B | | XL SERIES |
| |  82580-6040B |  *82560-3870A | | | | | | | |
| 2 | TO_FR/H | B | | HYDRAULIC BRAKE | 5 | ALT_L | | | |
| |  82580-6720B  82586-1060A |  99141-12005 | | | | | | | |

| | | | | | | | | | | | | | |
|-----|----------------------------------------------------------------------------------------------------------------------------------------------------------------------------------------------------------------------------------------------------------------------------------------------------------------------------------------------------------------------------------------------------------------------------------------------------------------------------------------------------------------------------------------------------------------------------------------------------------------------------------------------------------------------------------------------------------------------------------------------------------------------------------------------------------------------------------------------------------------------------------------------------------------------------------------------------------------------------------------------------------------------------------------------------------------------------------------------------------------------------------------------------------------------------------------------------------------------------------------------------------------------------------------------------------------------------------------------------------------------------------------------------------------------------------------------------------------------------------------------------------------------------------------------------------------------------------------------------------------------------------------------------------------------------------------------------------------------------------------------------------------------------------------------------------------------------------------------------------------------------------------------------------------------------------------------------------------------------------------------------------------------------------------------------------------------------------------------------------------------------------------------------------------------------------------------------------------------------------------------------------------------------------------------------------------------------------------------------------------------------------------------------------------------------------------------------------------------------------------------------------------------------------------------------------------------------------------------------------------------------------------------------------------------------------------------------------------------------------------------------------------------------------------------------------------------------------------------|--|--|-------------|----------|---------------|-----|-----------|--|--|-------------|----------|---------------|
| No. | PART NAME | | | CONN. COLOR | LOCATION | APPLI- CATION | No. | PART NAME | | | CONN. COLOR | LOCATION | APPLI- CATION |
| 1 | FUSE 1 | | | B | | | 2 | FUSE 2 | | | B | | |
| | <div><div><div><div><div>1</div><div>DRL_TAIL_LP_10A</div></div><div><div>2</div><div>STARTER_10A</div></div><div><div>3</div><div>DOOR_LOCK_20A</div></div><div><div>4</div><div>STOP_20A</div></div><div><div>5</div><div>LAMP1_10A</div></div></div><div><div><div>6</div><div>P-TRAIL_15A</div></div><div><div>7</div><div>ABS(B)_30A</div></div><div><div>8</div><div>WIPER(B)_30A</div></div><div><div>9</div><div>TURN_20A</div></div><div><div>10</div><div>STA_SW_10A</div></div></div><div><div><div>11</div><div>TRAILER_TAIL_15A</div></div><div><div>12</div><div>STA_C_10A</div></div><div><div>13</div><div>P/W_30A</div></div><div><div>14</div><div>TURN_STOP_10A</div></div><div><div>15</div><div>RADIO_10A</div></div></div><div><div><div>16</div><div>P-TRAILER_15A</div></div><div><div>17</div><div>END_TELLEM(B)_5A</div></div><div><div>18</div><div>TAIL_LP_15A</div></div><div><div>19</div><div>T_TURN_20A</div></div><div><div>20</div><div>CIG_15A</div></div></div><div><div><div>54</div><div>L D ASF</div></div><div><div>X1</div><div>54+</div><div>ASE</div></div><div><div>16+</div><div>A15</div></div><div><div>16</div><div>L D A16</div></div><div><div>92</div><div>L D AE2</div></div><div><div>X2</div><div></div></div><div><div>14</div><div>L D A12</div></div><div><div>12</div><div>L D AUY</div></div><div><div>X4</div><div></div></div></div><div><div><div>52</div><div>L D ASB</div></div><div><div>X1</div><div></div></div><div><div>93</div><div>52+</div><div>A0Z</div></div><div><div>91</div><div>L D ACD</div></div><div><div>1</div><div>L D ACD</div></div><div><div>X2</div><div>1H+</div><div>ABW</div></div><div><div>93</div><div>11+</div><div>A0V</div></div><div><div>11</div><div>L D A0W</div></div><div><div>10</div><div>L D A0X</div></div><div><div>X4</div><div>19+</div><div>ASW</div></div></div><div><div><div>96</div><div>L D AHP</div></div><div><div>X6</div><div>96+</div><div>A0N</div></div><div><div>X5</div><div></div></div><div><div>107</div><div>L AAX</div></div><div><div>B1</div><div>A0W</div></div><div><div>X2</div><div></div></div><div><div>34</div><div>L D A1L</div></div><div><div>73</div><div>L D ASR</div></div><div><div>X7</div><div></div></div></div><div><div><div>97</div><div>L D AHS</div></div><div><div>X6</div><div></div></div><div><div>22+</div><div>A19</div></div><div><div>22</div><div>L D A1A</div></div><div><div>51</div><div>L D A20</div></div><div><div>51+</div><div>A1Z</div></div><div><div>94+</div><div>A03</div></div><div><div>94</div><div>L D A04</div></div><div><div>56</div><div>L D ASK</div></div><div><div>X7</div><div>56+</div><div>ASJ</div></div></div></div></div> <div>*82610-E0090</div> <div>5A:SZ980-57050 10A:SZ980-57051 15A:SZ980-57052 20A:SZ980-57053 30A:SZ980-57058</div> | | | | | | | | | | | | |
| 3 | FUSE 3 | | | B | | | 4 | FUSE 3 | | | B | | |
| | <div><div><div><div><div>1</div><div>CMS_LDW(W)_10A</div></div><div><div>2</div><div>TRANS(W)_10A</div></div><div><div>3</div><div>TRANS_10A</div></div><div><div>4</div><div>HEAD_LH_10A</div></div><div><div>5</div><div>HEAD_RH_10A</div></div></div><div><div><div>6</div><div>WIPER(W)_10A</div></div><div><div>7</div><div>WIPER(W)_10A</div></div><div><div>8</div><div>WIPER(W)_10A</div></div><div><div>9</div><div>WIPER(W)_10A</div></div><div><div>10</div><div>WIPER(W)_10A</div></div></div><div><div><div>11</div><div>WIPER(W)_10A</div></div><div><div>12</div><div>WIPER(W)_10A</div></div><div><div>13</div><div>WIPER(W)_10A</div></div><div><div>14</div><div>WIPER(W)_10A</div></div><div><div>15</div><div>WIPER(W)_10A</div></div></div><div><div><div>16</div><div>WIPER(W)_10A</div></div><div><div>17</div><div>WIPER(W)_10A</div></div><div><div>18</div><div>WIPER(W)_10A</div></div><div><div>19</div><div>WIPER(W)_10A</div></div><div><div>20</div><div>WIPER(W)_10A</div></div></div></div><div><div><div>10A</div><div>10A</div></div><div><div>15A</div><div>15A</div></div><div><div>20A</div><div>20A</div></div><div><div>30A</div><div>30A</div></div></div></div> <div>*82610-E0090</div> <div>10A:SZ980-57051 15A:SZ980-57052 20A:SZ980-57053 30A:SZ980-57058</div> | | | | | | | | | | | | |
| 4 | FUSE 4 | | | B | | | 5 | FUSE 4 | | | B | | |
| | <div><div><div><div><div>1</div><div>P-BATT_15A</div></div><div><div>2</div><div>MET(B)_10A</div></div><div><div>3</div><div>HORN_20A</div></div><div><div>4</div><div>WASHER_15A</div></div><div><div>5</div><div>P-IGN1_10A</div></div></div><div><div><div>6</div><div>P-BATT_15A</div></div><div><div>7</div><div>VCS_ACT_10A</div></div><div><div>8</div><div>WIR_15A</div></div><div><div>9</div><div>DRL(W)_10A</div></div><div><div>10</div><div>P-IGN2_10A</div></div></div><div><div><div>11</div><div>ROOM_LP(B)_10A</div></div><div><div>12</div><div>ABS(W)_20A</div></div><div><div>13</div><div>DIFF_LOCK_10A</div></div><div><div>14</div><div>A/C1_10A</div></div><div><div>15</div><div>VAN_15A</div></div></div><div><div><div>16</div><div>BRK-S_10A</div></div><div><div>17</div><div>TRAILER_ABS_30A</div></div><div><div>18</div><div>HTR(A/C)_30A</div></div><div><div>19</div><div>STA_SW2_10A</div></div><div><div>20</div><div>END_TELLEM(W)_5A</div></div></div><div><div><div>64</div><div>L D A28</div></div><div><div>X1</div><div></div></div><div><div>42</div><div>42+</div><div>AC0</div></div><div><div>4</div><div>L D AC1</div></div><div><div>10</div><div>L D AAF</div></div><div><div>X3</div><div></div></div><div><div>1</div><div>L D AAD</div></div><div><div>1</div><div>L D AL6</div></div><div><div>X4</div><div></div></div></div><div><div><div>66</div><div>L D A2C</div></div><div><div>X1</div><div></div></div><div><div>74</div><div>L D A2B</div></div><div><div>74</div><div>L D A2C</div></div><div><div>X3</div><div>74+</div><div>AS5</div></div><div><div>X4</div><div>59+</div><div>A7W</div></div><div><div>59</div><div>L D A7X</div></div><div><div>59</div><div>L D A7Y</div></div><div><div>X5</div><div>D2+</div><div>AL7</div></div></div><div><div><div>61</div><div>L D A22</div></div><div><div>X1</div><div></div></div><div><div>12</div><div>12+</div><div>AAB</div></div><div><div>1</div><div>L D AAB</div></div><div><div>98</div><div>L D A7V</div></div><div><div>X3</div><div></div></div><div><div>75</div><div>L D ASV</div></div><div><div>C2</div><div>L D AKY</div></div><div><div>X5</div><div></div></div></div><div><div><div>21</div><div>L D A18</div></div><div><div>X6</div><div></div></div><div><div>21+</div><div>A17</div></div><div><div>93</div><div>L D AE4</div></div><div><div>6A</div><div>L D A8T</div></div><div><div>6A+</div><div>ABS</div></div><div><div>17+</div><div>A9Y</div></div><div><div>17</div><div>L D A9Z</div></div><div><div>55</div><div>L D ASH</div></div><div><div>55+</div><div>ASG</div></div></div></div></div> <div>*82610-E0090</div> <div>5A:SZ980-57050 10A:SZ980-57051 15A:SZ980-57052 20A:SZ980-57053 30A:SZ980-57058</div> | | | | | | | | | | | | |
| 6 | FUSE 6 | | | B | | | 7 | FUSE 6 | | | B | | |
| | <div><div><div><div><div>1</div><div>CMS_LDW(W)_10A</div></div><div><div>2</div><div>TRANS(W)_10A</div></div><div><div>3</div><div>TRANS_10A</div></div><div><div>4</div><div>HEAD_LH_10A</div></div><div><div>5</div><div>HEAD_RH_10A</div></div></div><div><div><div>6</div><div>WIPER(W)_10A</div></div><div><div>7</div><div>WIPER(W)_10A</div></div><div><div>8</div><div>WIPER(W)_10A</div></div><div><div>9</div><div>WIPER(W)_10A</div></div><div><div>10</div><div>WIPER(W)_10A</div></div></div><div><div><div>11</div><div>WIPER(W)_10A</div></div><div><div>12</div><div>WIPER(W)_10A</div></div><div><div>13</div><div>WIPER(W)_10A</div></div><div><div>14</div><div>WIPER(W)_10A</div></div><div><div>15</div><div>WIPER(W)_10A</div></div></div><div><div><div>16</div><div>WIPER(W)_10A</div></div><div><div>17</div><div>WIPER(W)_10A</div></div><div><div>18</div><div>WIPER(W)_10A</div></div><div><div>19</div><div>WIPER(W)_10A</div></div><div><div>20</div><div>WIPER(W)_10A</div></div></div></div><div><div><div>10A</div><div>10A</div></div><div><div>15A</div><div>15A</div></div><div><div>20A</div><div>20A</div></div><div><div>30A</div><div>30A</div></div></div></div> <div>*82610-E0090</div> <div>10A:SZ980-57051 15A:SZ980-57052 20A:SZ980-57053 30A:SZ980-57058</div> | | | | | | | | | | | | |
| 7 | FUSE 7 | | | B | | | 8 | FUSE 7 | | | B | | |
| | <div><div><div><div><div>1</div><div>DRL_REL1</div></div><div><div>2</div><div>WIPER(W)_10A</div></div><div><div>3</div><div>WIPER(W)_10A</div></div><div><div>4</div><div>WIPER(W)_10A</div></div><div><div>5</div><div>WIPER(W)_10A</div></div></div><div><div><div>6</div><div>WIPER(W)_10A</div></div><div><div>7</div><div>WIPER(W)_10A</div></div><div><div>8</div><div>WIPER(W)_10A</div></div><div><div>9</div><div>WIPER(W)_10A</div></div><div><div>10</div><div>WIPER(W)_10A</div></div></div><div><div><div>11</div><div>WIPER(W)_10A</div></div><div><div>12</div><div>WIPER(W)_10A</div></div><div><div>13</div><div>WIPER(W)_10A</div></div><div><div>14</div><div>WIPER(W)_10A</div></div><div><div>15</div><div>WIPER(W)_10A</div></div></div><div><div><div>16</div><div>WIPER(W)_10A</div></div><div><div>17</div><div>WIPER(W)_10A</div></div><div><div>18</div><div>WIPER(W)_10A</div></div><div><div>19</div><div>WIPER(W)_10A</div></div><div><div>20</div><div>WIPER(W)_10A</div></div></div></div><div><div><div>10A</div><div>10A</div></div><div><div>15A</div><div>15A</div></div><div><div>20A</div><div>20A</div></div><div><div>30A</div><div>30A</div></div></div></div> <div>*82610-E0090</div> <div>10A:SZ980-57051 15A:SZ980-57052 20A:SZ980-57053 30A:SZ980-57058</div> | | | | | | | | | | | | |
| 8 | FUSE 8 | | | B | | | 9 | FUSE 8 | | | B | | |
| | <div><div><div><div><div>1</div><div>DRL_REL1</div></div><div><div>2</div><div>WIPER(W)_10A</div></div><div><div>3</div><div>WIPER(W)_10A</div></div><div><div>4</div><div>WIPER(W)_10A</div></div><div><div>5</div><div>WIPER(W)_10A</div></div></div><div><div><div>6</div><div>WIPER(W)_10A</div></div><div><div>7</div><div>WIPER(W)_10A</div></div><div><div>8</div><div>WIPER(W)_10A</div></div><div><div>9</div><div>WIPER(W)_10A</div></div><div><div>10</div><div>WIPER(W)_10A</div></div></div><div><div><div>11</div><div>WIPER(W)_10A</div></div><div><div>12</div><div>WIPER(W)_10A</div></div><div><div>13</div><div>WIPER(W)_10A</div></div><div><div>14</div><div>WIPER(W)_10A</div></div><div><div>15</div><div>WIPER(W)_10A</div></div></div><div><div><div>16</div><div>WIPER(W)_10A</div></div><div><div>17</div><div>WIPER(W)_10A</div></div><div><div>18</div><div>WIPER(W)_10A</div></div><div><div>19</div><div>WIPER(W)_10A</div></div><div><div>20</div><div>WIPER(W)_10A</div></div></div></div><div><div><div>10A</div><div>10A</div></div><div><div>15A</div><div>15A</div></div><div><div>20A</div><div>20A</div></div><div><div>30A</div><div>30A</div></div></div></div> <div>*82610-E0090</div> <div>10A:SZ980-57051 15A:SZ980-57052 20A:SZ980-57053 30A:SZ980-57058</div> | | | | | | | | | | | | |



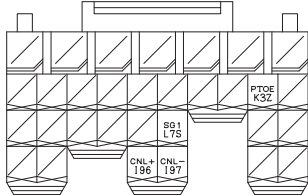
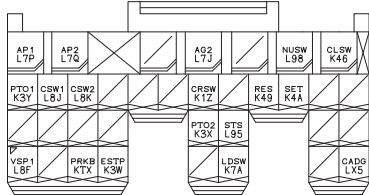
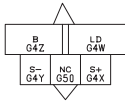
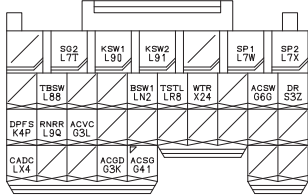
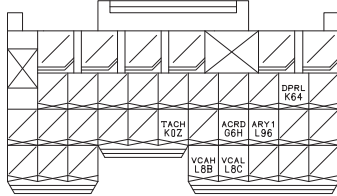
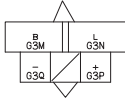
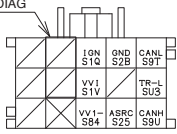
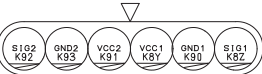
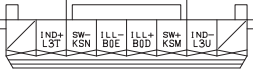
| No. | PART NAME | CONN. COLOR | LOCATION | APPLI- CATION | No. | PART NAME | CONN. COLOR | LOCATION | APPLI- CATION | No. | PART NAME | CONN. COLOR | LOCATION | APPLI- CATION | | | |
|--------------------------------------------------------|-------------------------------------------------------------------------------------|-------------|----------|------------------|-----|--------------------------------------------------------------------------------------|-------------|----------|------------------|-----|---------------------------------------------------------------------------------------|-------------|----------|------------------|--|--|--|
| 10 | CASSET_RLY | B | | | 14 | CASSET_RLY | B | | | 17 | CASSET_RLY | B | | | | | |
| |  | | | | |  | | | | |  | | | | | | |
| | *82660-E0060 | | | | | *82660-E0060 | | | | | *82660-E0060 | | | | | | |
| 11 | CASSET_RLY | B | | | 15 | CASSET_RLY | B | | L SERIES | 18 | CASSET_RLY | B | | | | | |
| |  | | | | |  | | | | |  | | | | | | |
| | *82660-E0060 | | | | | *82660-E0060 | | | | | *82660-E0060 | | | | | | |
| 131は特許で46A*(PKB)でないため、 センダーパークの代わりに40KB(ハイドロ)を使用する | | | | | | | | | | | | | | | | | |
| 12 | CASSET_RLY | B | | | 15 | CASSET_RLY | B | | XL SERIES | 19 | CASSET_RLY | B | | XL SERIES | | | |
| |  | | | | |  | | | | |  | | | | | | |
| | *82660-E0060 | | | | | *82660-E0060 | | | | | *82660-E0060 | | | | | | |
| 次回MYにて、DRL_TAIL_RLY1 (B:C50,LD:C51) 配線仕様書に合わせ変更すること | | | | | | | | | | | | | | | | | |
| MTB時、CLT_CUT_RLY必要 | | | | | | | | | | | | | | | | | |
| 13 | CASSET_RLY | B | | | 16 | CASSET_RLY | B | | | 20 | CASSET_RLY | B | | | | | |
| |  | | | | |  | | | | |  | | | | | | |
| | *82660-E0060 | | | | | *82660-E0060 | | | | | *82660-E0060 | | | | | | |

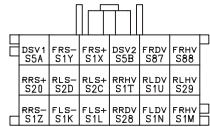
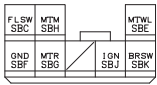

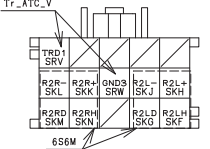


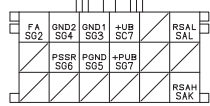

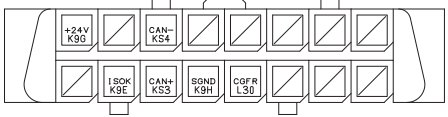
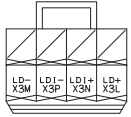

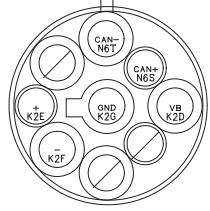

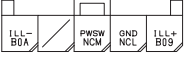
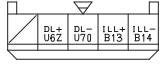
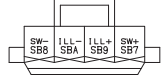
| No. | PART NAME | CONN. COLOR | LOCATION | APPLI- CATION | No. | PART NAME | CONN. COLOR | LOCATION | APPLI- CATION | No. | PART NAME | CONN. COLOR | LOCATION | APPLI- CATION |
|-----|-----------------------------------------------------------------------------------------------------------------------------------------|-------------|----------|---------------|-----|-----------------------------------------------------------------------------------------------------|-------------|----------|---------------------|-----|------------------------------------------------------------------------------------------------------|-------------|----------|---------------|
| 21 | CASSET_RLY | B | | | 27 | STARTER_SW | | | | 55 | W/S_EARTH_1 | | | |
| |  | | | | |  82560-3630A | | | | |  | | | |
| 23 | CASSET_FUSE | B | | | 28 | WORKING_LAMP_SW | L | | WORKLAMP (CAB BACK) | 56 | W/S_EARTH_2 | | | |
| |  #87348-E0010 15A:9008-57153A 30A:9008-57159A | | | | |  82824-E0U10 | | | | |  | | | |
| 25 | BODY_BUILDER_IF | B | | | 28 | VAN_LAMP_SW | L | | REAR BODY ROOMLAMP | 57 | W/S_EARTH_3 | | | |
| |  S8281-E0N00 | | | | |  82824-E0U10 | | | | |  | | | |
| 26 | OPT_CONN_CAB | GR | | | 52 | GRAND_AUDIO | | | | 58 | W/S_EARTH_4 | | | |
| |  S8281-E0M60 | | | | |  82583-1670A | | | | |  | | | |
| 53 | | | | | 53 | GRAND_DR1 | | | | 59 | W/S_EARTH_5 | | | |
| | | | | | |  82583-1670A | | | | |  | | | |
| 54 | | | | | 54 | GRAND_DR2 | | | | 80 | COMB_METER_40P | B | | |
| | | | | | |  82583-1640A | | | | |  82824-E0P30 | | | |

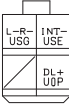
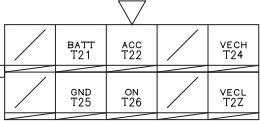

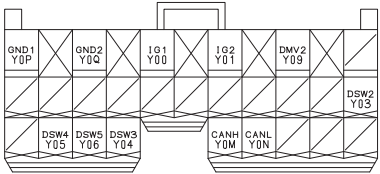


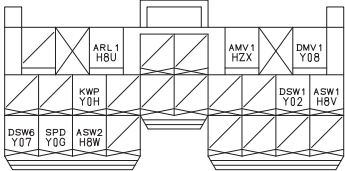
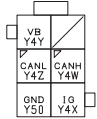

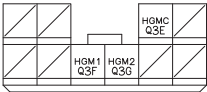
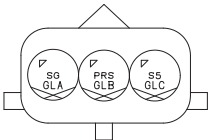

| No. | PART NAME | CONN. COLOR | LOCATION | APPLI- CATION | No. | PART NAME | CONN. COLOR | LOCATION | APPLI- CATION | No. | PART NAME | CONN. COLOR | LOCATION | APPLI- CATION |
|-----|-------------------------------------------------------------------------------------|-------------|----------|---------------|-----|--------------------------------------------------------------------------------------|-------------|----------|---------------|-----|---------------------------------------------------------------------------------------|-------------|----------|---------------|
| 81 | COMB_METER_24P_A | B | | | 86 | AIR_GAGE_SNSR_RR | | | | 104 | LIGHT&TURN_SW | B | | |
| |  | | | | |  | | | | |  | | | |
| 82 | COMB_METER_24P_B | | | | 87 | PKB_OFF_DIODE | GR | | | 105 | BCM_26P | B | | |
| |  | | | | |  | | | | |  | | | |
| 83 | SRC_STRG_SW_HORN | B | | | 101 | DRL_TAIL_DIODE | GR | | | 106 | BCM_24P | B | | |
| |  | | | | |  | | | | |  | | | |
| 84 | RHEOSTAT | GR | | | 103 | HAZARD_SW | B | | | | | | | |
| |  | | | | |  | | | | | | | | |
| 85 | AIR_GAGE_SNSR_FR | B | | | | | | | | | | | | |
| |  | | | | | | | | | | | | | |

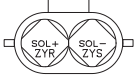
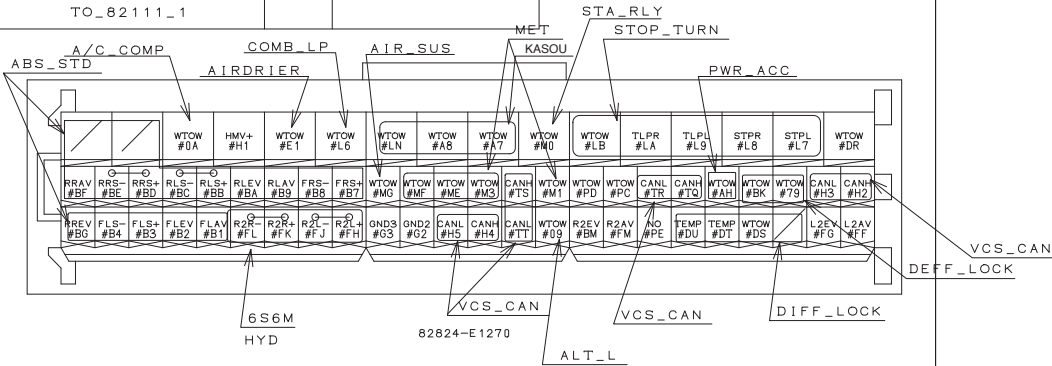
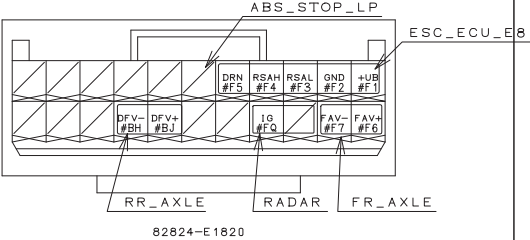
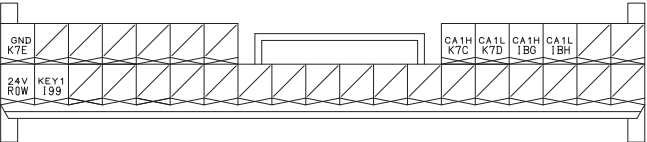
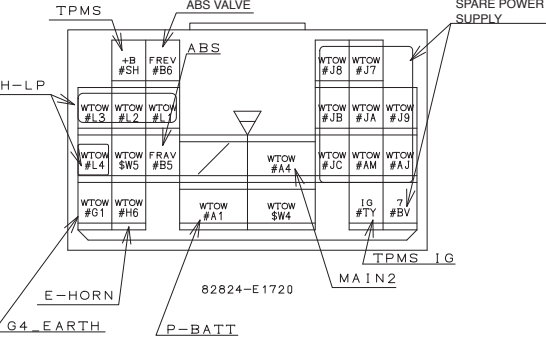
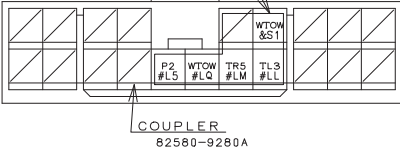

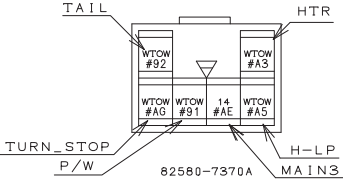
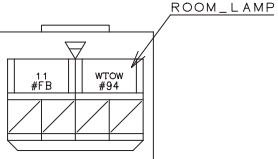

| No. | PART NAME | CONN. COLOR | LOCATION | APPLI- CATION | No. | PART NAME | CONN. COLOR | LOCATION | APPLI- CATION | No. | PART NAME | CONN. COLOR | LOCATION | APPLI- CATION |
|-----|-------------------------------------------------------------------------------------|-------------|----------|---------------|-----|--------------------------------------------------------------------------------------|-------------|----------|---------------|-----|---------------------------------------------------------------------------------------|-------------|----------|---------------|
| 108 | BCM_30P | B | | | 113 | DRL_DIODE_1 | GR | | | 118 | STOP_LP_SW | B | | |
| |  | | | | |  | | | | |  | | | |
| | 82824-E0Y40 | | | | | 82560-4180A 7283-1233-40 | | | | | 82828-1310A | | | |
| 109 | BCM_12P | | | | 115 | DRL_ECU(1) | B | | | 119 | NP_STOP_LP_SW | B | | |
| |  | | | | |  | | | | |  | | | |
| | 82580-8740A | | | | | 82580-7380A | | | | | 82828-1630A | | | |
| 110 | T_TURN_UNIT | | | | 116 | DRL_ECU(2) | B | | | 120 | FLASHER_SHORT | | | |
| |  | | | | |  | | | | |  | | | |
| | 82560-2250A | | | | | 82824-E0Y50 | | | | | 82560-2540A | | | |
| 111 | HL_DIODE | B | | | 117 | NP_BRAKE_SW_NO | B | | | 121 | GRAND_AS 1 | | | |
| |  | | | | |  | | | | |  | | | |
| | 82560-4230A | | | | | 82828-1630A | | | | | 82583-1670A | | | |
| |  | | | | | | | | | 122 | GRAND_AS 2 | | | |
| | 85902-1230A | | | | | | | | | |  | | | |
| | | | | | | | | | | | 82583-1640A | | | |

BM2419B6CAN

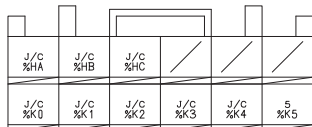
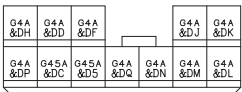
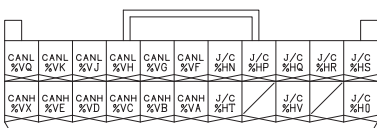
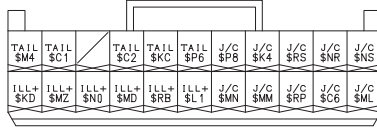
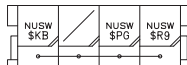
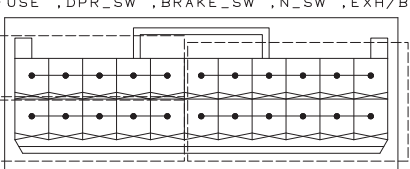
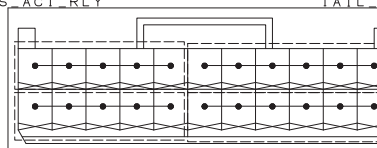
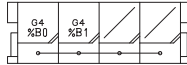
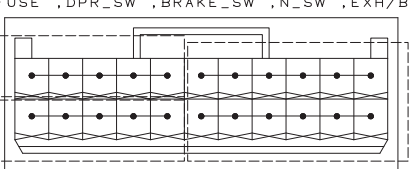
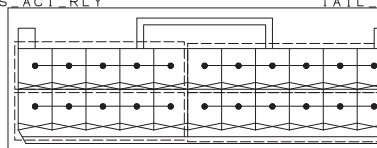
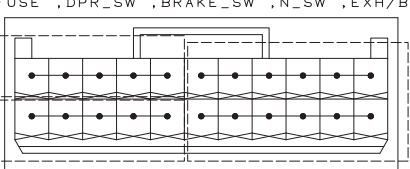
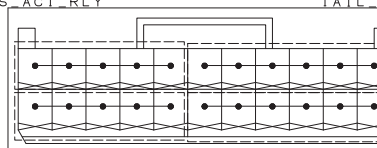
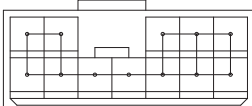
| No. | PART NAME | CONN. COLOR | LOCATION | APPLI- CATION | No. | PART NAME | CONN. COLOR | LOCATION | APPLI- CATION | No. | PART NAME | CONN. COLOR | LOCATION | APPLI- CATION |
|-----|------------------------------------------------------------------------------------------------------------------------------------------------------------------------------------------------------|-------------|----------|---------------|-----|----------------------------------------------------------------------------------------------------|-------------|----------|---------------|-----|------------------------------------------------------------------------------------------------------|-------------|----------|---------------|
| 166 | A/C_DIODE | | | | 182 | VCS-ECU_31P | | | | 185 | VCS-ECU_35P-A | | | |
| |  82560-2030A  85902-1100A | | | | |  82824-E0060 | | | | |  82824-E0090 | | | |
| 167 | RR_HEATER_RLY | | | | 184 | VCS-ECU_34P | | | | 186 | VCS-ECU_35P-B | | | |
| |  S8281-E0R30 | | | | |  82824-E0080 | | | | |  82824-E0100 | | | |
| 168 | RR_COOLER_RLY | | | | 180 | | | | | 210 | ABS_ECU_E | B | | |
| |  S8281-E0R30 | | | | | | | | | |  82580-9490A | | | |
| 180 | ACCEL_SSR_2 | B | | | 181 | | | | | | | | | |
| |  S8281-E0V80 | | | | | | | | | | | | | |
| 181 | DPR_REFRESH_SW | B | | | | | | | | | | | | |
| |  82824-E1B10 | | | | | | | | | | | | | |

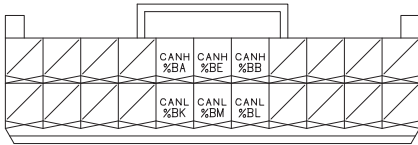
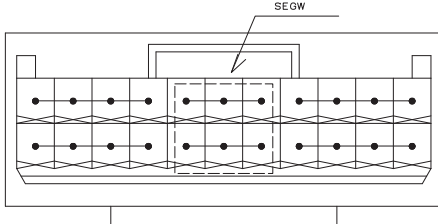
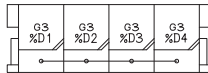
| No. | PART NAME | CONN. COLOR | LOCATION | APPLI- CATION | No. | PART NAME | CONN. COLOR | LOCATION | APPLI- CATION | No. | PART NAME | CONN. COLOR | LOCATION | APPLI- CATION |
|-----|----------------------------------------------------------------------------------------------------|-------------|----------|---------------|-----|----------------------------------------------------------------------------------------------------|-------------|----------|----------------|-----|------------------------------------------------------------------------------------------------------|-------------|----------|---------------|
| 211 | ABS_ECU_F | GR | | | 220 | MONITOR_MODULE | GR | | | 242 | AT_BK_SW_DIODE | B | | |
| |  82580-9480A | | | | |  82824-E0U80 | | | | |  82560-3800A | | | |
| 212 | ABS_ECU_G | GR | | | 240 | STP_AT_DIODE_3P | B | | TRAILER | 250 | | | | |
| |  82580-9510A | | | | |  82560-4230A | | | | |  85902-1200A | | | |
| 213 | ABS_ECU_H | | | | 240 | STP_AT_DIODE | B | | Except TRAILER | 251 | DLC3 | B | | |
| |  S8281-E0E20 | | | | |  82560-3800A | | | | |  S8281-E0L90 | | | |
| 214 | LANEOFF_WARNING_SW | B | | | 240 | | | | | 251 | DIAG | G | | |
| |  82824-E1690 | | | | |  85902-1200A | | | | |  S8281-E0M90 | | | |
| 215 | STEERING_SENSOR | B | | | 241 | TM_MODE_SW | | | | 252 | DIFF_LOCK_ON/OFF_SW | B | | |
| |  82824-E0U70 | | | | |  82560-2550A | | | | |  82824-E0U00 | | | |
| 217 | VSC_OFF_SW | GR | | | | | | | | | | | | |
| |  82824-E1B30 | | | | | | | | | | | | | |

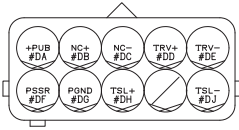


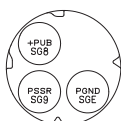
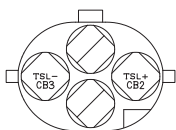
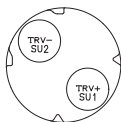
| No. | PART NAME | CONN. COLOR | LOCATION | APPLI- CATION | No. | PART NAME | CONN. COLOR | LOCATION | APPLI- CATION | No. | PART NAME | CONN. COLOR | LOCATION | APPLI- CATION |
|-----|-------------------------------------------------------------------------------------|-------------|----------|---------------|-----|--------------------------------------------------------------------------------------|-------------|----------|---------------|-----|---------------------------------------------------------------------------------------|-------------|----------|---------------|
| 253 | DIFF_LOCK_CNG_SW | L | | XL SERIES | 258 | TELEMATICS_INFO | | | | 281 | STA_CUT_DIODE | B | | |
| |  | | | | |  | | | | |  | | | |
| | 82824-E0U70 | | | | | 82821-E0M40 | | | | | 82560-3800A | | | |
| 254 | DIFF_LOCK_ECU(26P) | | | | 270 | CAN_IF | B | | | 282 | IDLE_SHUTDOWN_DIODE | B | | |
| |  | | | | |  | | | | |  | | | |
| | 82824-E0S40 | | | | | 82821-E0M50 | | | | | 85902-1200A | | | |
| 255 | DIFF_LOCK_ECU(24P) | | | | 271 | CAMERA_ECU | GR | | | 283 | HEATER_RLY_SW | | | |
| |  | | | | |  | | | | |  | | | |
| | 82824-E0S30 | | | | | 82821-E0V30 | | | | | 82560-3800A | | | |
| 256 | AIR_SUS_DUMP_SW | | | | 280 | A/C_PRES_SSR | B | | | 284 | HEATER_RLY_L | | | |
| |  | | | | |  | | | | |  | | | |
| | 82580-7210A | | | | | 82824-E0X30 | | | | | 99141-11005 | | | |



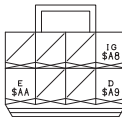
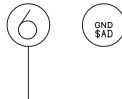

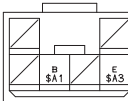
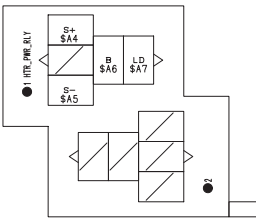
| No. | PART NAME | CONN. COLOR | LOCATION | APPLI- CATION | No. | PART NAME | CONN. COLOR | LOCATION | APPLI- CATION | No. | PART NAME | CONN. COLOR | LOCATION | APPLI- CATION |
|-----|-------------------------------------------------------------------------------------|-------------|----------|---------------|-----|---------------------------------------------------------------------------------------|-------------|----------|---------------|-----|---------------------------------------------------------------------------------------|-------------|----------|---------------|
| 285 | FAN_CLUTCH_S/V | B | | | 400 | TO_82111_1 | | | | 404 | TO_82111_5 | | | |
| |  | | | | |  | | | | |  | | | |
| 286 | SeGW-ECU | | | | 401 | TO_82111_2 | G | | | 405 | TO_82111_6 | | | |
| |  | | | | |  | | | | |  | | | |
| 287 | CAN-TMN 1 | L | | | 402 | TO_82111_3 | | | | 403 | TO_82111_4 | | | |
| |  | | | | |  | | | | |  | | | |
| | 82560-1720A | | | | | 82824-E1170 | | | | | | | | |
| |  | | | | | | | | | | | | | |
| | 89613-1010A | | | | | | | | | | | | | |

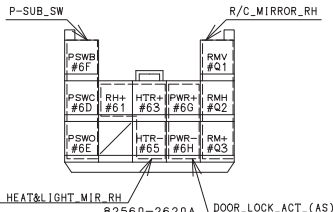
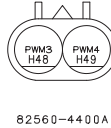
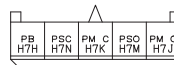
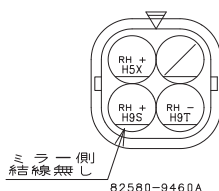
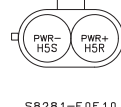
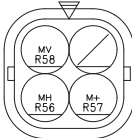
BM2419B6CAN

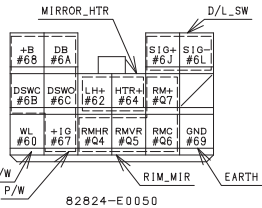
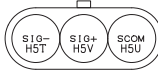
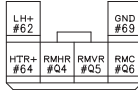
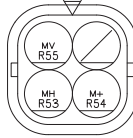

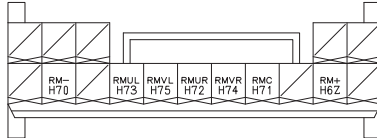
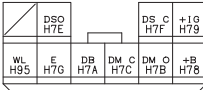

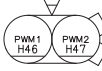
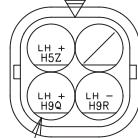
| No. | PART NAME | CONN. COLOR | LOCATION | APPLI- CATION | No. | PART NAME | CONN. COLOR | LOCATION | APPLI- CATION | No. | PART NAME | CONN. COLOR | LOCATION | APPLI- CATION |
|-----|----------------------------------------------------------------------------------------------------------------|-------------|----------|------------------|-----|-----------------------------------------------------------------------------------------------------------------|-------------|----------|------------------|-----|------------------------------------------------------------------------------------------------------------------|-------------|----------|------------------|
| 502 | CAN_J/C_2 | B | | | 504 | J/C_4 | B | | | 512 | J/C_EARTH | L | | |
| |  82824-E1330 | | | | |  82824-E1390 | | | | |  82824-E0U90 | | | |
| 503 | CAN_J/C_3 | B | | | 511 | J/C_8 | B | | | 513 | J/C_9 | | | |
| |  82824-E1330 | | | | |  82824-E1330 | | | | |  82550-1360A | | | |
| 503 | | | | | 511 | | | | | 514 | J/C_10 | | | |
| |  82824-E0Z90 COLOR(B) | | | | |  82824-E0Z90 COLOR(B) | | | | |  82550-1360A | | | |
| 503 | | | | | 511 | | | | | 515 | J/C_11 | L | | |
| |  82824-E0Z90 COLOR(B) | | | | |  82824-E0Z90 COLOR(B) | | | | |  82824-E0U90 | | | |
| 503 | | | | | 511 | | | | | 515 | | | | |
| |  82824-E0Z90 COLOR(B) | | | | |  82824-E0Z90 COLOR(B) | | | | |  82550-1040A COLOR(L) | | | |

| No. | PART NAME | | CONN. COLOR | LOCATION | APPLI- CATION |
|-----|----------------------------------------------------------------------------------------------------------------------------------------------------------------------------------------------------------------------------------|--|-------------|----------|------------------|
| 516 | CAN_J/C_13 | | L | | |
| | <div><p>82824-E1330</p><p>82824-E0Z40</p><p>COLOR(L)</p></div> | | | | |
| 518 | J/C_12 | | | | |
| | <div><p>82550-1360A</p></div> | | | | |

| No. | PART NAME | CONN. COLOR | LOCATION | APPLI- CATION |
|-----|------------------------------------------------------------------------------------------------------------------|-------------|----------|---------------|
| 1 | TO_82131 | B | | |
| | <div><p>82824-E0B20</p></div> | | | |
| 2 | BRAKE_SW (NC) | B | | |
| | <div><p>82580-6820B</p></div> | | | |
| 2 | BRAKE_SW (NC) | B | | |
| | <div><p>82580-6820B</p></div> | | | |
| 3 | VSC_PRES_SSR | B | | |
| | <div><p>S8281-E0080</p></div> | | | |
| 4 | T_STOP_LP_SW | B | | |
| | <div><p>S8281-E0E70</p></div> | | | |
| 5 | Tr_ATC_V | B | | |
| | <div><p>S8281-E0P00</p></div> | | | |

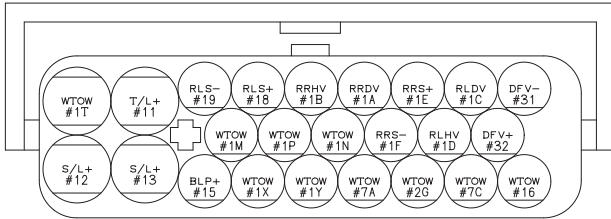
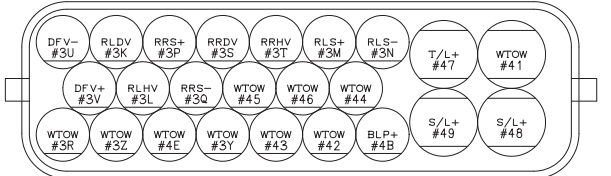
| No. | PART NAME | CONN. COLOR | LOCATION | APPLI- CATION | No. | PART NAME | CONN. COLOR | LOCATION | APPLI- CATION |
|-----|-----------------------------------------------------------------------------------------------------|---------------------------------------------------------------------------------------------------|----------|------------------|-----|--------------|-------------|----------|------------------|
| 1 | HTR_NEGATIVE | B | | | 7 | HTR_POSITIVE | B | | |
| |  82580-7590A |  82580-7590A | | | | | | | |
| 2 | HTR_SWITCH | B | | | | | | | |
| |  82824-E1690 | | | | | | | | |
| 3 | GRAND | | | | | | | | |
| |  98060-6020A | | | | | | | | |
| 4 | TO_82131_253 | L | | | | | | | |
| |  82580-8380A | | | | | | | | |
| 5 | TO_82131_28 | L | | | | | | | |
| |  82580-6050A | | | | | | | | |
| 6 | HTR_RELAY | | | | | | | | |
| |  *82660-E0060 | | | | | | | | |

| No. | PART NAME | CONN. COLOR | LOCATION | APPLICATION |
|-----|-------------------------------------------------------------------------------------|-------------|----------|-------------|
| 1 | TO_82131_12P | O | | |
| |  | | | |
| 2 | P/W_MTR_(AS) | B | | |
| |  | | | |
| 3 | P-SUB_SW | | | |
| |  | | | |
| 4 | HEAT&LIGHT_MIR_RH | | | |
| |  | | | |
| 5 | DOOR_LOCK_ACT_(AS) | GR | | |
| |  | | | |
| 6 | R/C_MIRROR_RH | B | | |
| |  | | | |

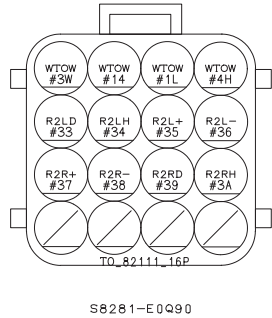
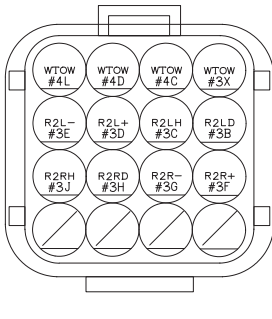
| No. | PART NAME | CONN. COLOR | LOCATION | APPLI- CATION | No. | PART NAME | CONN. COLOR | LOCATION | APPLI- CATION |
|-----|----------------------------------------------------------------------------------------------------|-------------|----------|---------------------|-----|-----------------------------------------------------------------------------------------------------|-------------|----------|------------------|
| 1 | TO_82131_16P | | | WITH / POWER WINDOW | 6 | DOOR_LOCK_SW_(DR) | GR | | |
| |  | | | | |  S8281-E0E40 | | | |
| 1 | TO_82131_LH1 | | | LESS / POWER WINDOW | 7 | R/C_MIRROR_LH | B | | |
| |  | | | | |  82580-9460A | | | |
| 2 | TO_82131_6P | | | | 8 | RIM_MIRROR_SW | | | |
| |  | | | | |  82824-E0E40 | | | |
| 3 | D-MASTER_SW | | | | 10 | DOOR_LOCK_ACT_(DR) | GR | | |
| |  | | | | |  S8281-E0F10 | | | |
| 4 | P/W_MTR_(DR) | GR | | | 5 | HEAT&LIGHT_MIR_LH | | | |
| |  82580-9420A | | | | |  82580-9460A | | | |

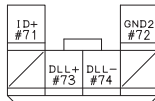

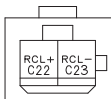

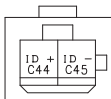

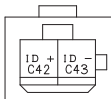

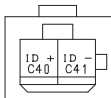

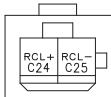
| No. | PART NAME | CONN. COLOR | LOCATION | APPLI- CATION |
|-----|----------------------------------------------------------------------------------------------------------------------------------------------------------------------------------------------------------------------|-------------|----------|------------------|
| 1 | TO_82161 | | | |
| | <div><div><div><div>PWR+ #6P</div><div>RRB #6R</div></div><div><div></div><div>RRC #6S</div></div><div><div>PWR- #6Q</div><div>RRO #6T</div></div></div><div></div></div> <div>82824-E0U10</div> | | | |
| 2 | RR/RH_SW | | | |
| | <div><div><div><div>RRB H9A</div><div>RRO H9B</div><div>RRC H9C</div><div>RRCM H9D</div><div>RRCM H9E</div></div></div><div></div></div> <div>82560-3250A</div> | | | |
| 3 | P/W_MTR_RR_RH | GR | | |
| | <div><div><div><div>PWM5 H5M</div><div>PWM6 H5N</div></div></div><div></div></div> <div>82580-9420A</div> | | | |
| 4 | DOOR_LOCK_RR_RH | | | |
| | <div><div><div><div>PWR+ H6S</div><div>PWR- H6T</div></div></div><div></div></div> <div>82580-7660B</div> | | | |
| 5 | W/S_DOOR_DMY | | | |
| | <div><div><div><div>1 %WU</div></div></div><div></div></div> <div>SPLCE-00001</div> | | | |

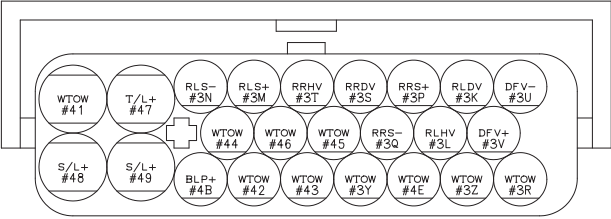
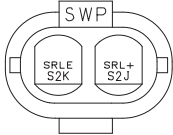
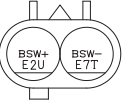
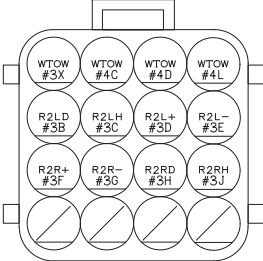
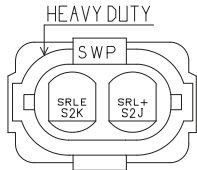

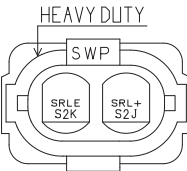
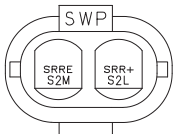
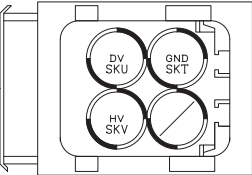
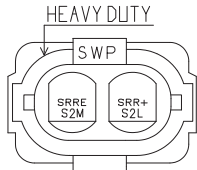
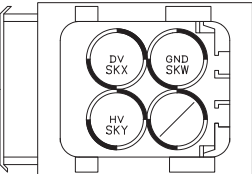
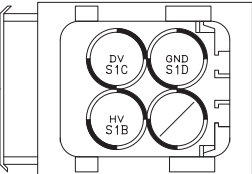
| No. | PART NAME | CONN. COLOR | LOCATION | APPLI- CATION | No. | PART NAME | CONN. COLOR | LOCATION | APPLI- CATION | No. | PART NAME | CONN. COLOR | LOCATION | APPLI- CATION |
|-----|------------------------------------------------------------------------------------------------------------------------------------------------------------------------------------------------------------------------------------------------------------------------------------------------------------------------------------------------------------------------------------------------------------------------------------------------------------|-------------|----------|------------------|-----|-----------------------------------------------------------------------------------------------------------------------------------------------------------------------------------------|-------------|----------|------------------|-----|-------------------------------------------------------------------------------------------------------------------------------------------------------------------------|-------------|----------|------------------|
| 1 | TO_82131_16P | | | | 11 | CTY_SW_RR_L | | | | 16 | COOLER_MAGNET_VALVE | GR | | |
| | <div><div><div><div>RRC #5J</div><div>RRO #5K</div><div></div><div>SBW- #5S</div><div>RC+ #5V</div></div><div><div>RRB #5L</div><div>SBW+ #5R</div><div>PWR+ #5G</div><div>PWR- #5H</div><div>CTYL #50</div><div>CTYR #53</div></div><div><div>RLB #5P</div><div>RLC #5M</div><div>RLO #5N</div><div>RH+ #5W</div><div>+ #5B</div><div>- #5Z</div></div></div><div>82824-E0050</div></div> | | | | | <div><div><div>MVCN G8K</div><div>+24 G8J</div></div><div>82580-6600B</div></div> | | | | | | | | |
| 2 | CTY_SW_FR_R | | | | 12 | RR_HEATER_UNIT | B | | | | | | | |
| | <div><div><div>RH D02</div></div><div>82824-E0U30</div></div> | | | | | <div><div><div><div>P1 G5Y</div><div>+ G4B</div><div>P2 G5Z</div></div></div><div>82580-8340B</div></div> | | | | | <div><div><div></div><div></div></div><div>82580-6590B_CAP</div><div>COLOR(GR)</div></div> | | | |
| 3 | CTY_SW_FR_L | | | | 13 | RR_HEATER_SW | GR | | | 50 | TO_82153_RH | | | |
| | <div><div><div>LH D01</div></div><div>82824-E0U30</div></div> | | | | | <div><div><div><div>PWR- #6Q</div><div>RRG #6T</div><div>RRC #6S</div><div>RRB #6R</div><div>PWR+ #6P</div></div></div><div>82580-6050A</div></div> | | | | | | | | |
| 4 | SPOT_LAMP | B | | | 14 | RR_COOLER_UNIT | B | | | 51 | TO_82153_LH | | | |
| | <div><div><div><div>CC9</div><div>CC8</div></div></div><div>82580-9420A</div></div> | | | | | <div><div><div><div>+ G4C</div><div>COOL G4E</div><div>S- G4U</div><div>M1 G1E</div><div>M2 G1D</div><div>GND G60</div></div></div><div>82560-2920A</div></div> | | | | | <div><div><div><div>PWR- #6V</div><div>RLO #6Y</div><div>RLC #6X</div><div>RLB #6W</div><div>PWR+ #6U</div></div></div><div>82580-6050A</div></div> | | | |
| 5 | PKB_SW | B | | | 15 | RR_BLOWER_SW | | | | | | | | |
| | <div><div><div><div>N/C- E2M</div><div>N/C+ E2L</div></div></div><div>82560-2940A</div></div> | | | | | <div><div><div><div>M1 G26</div><div>H1 G28</div><div>GND GNE</div><div>LO G24</div></div></div><div>82580-6920A</div></div> | | | | | | | | |
| 7 | S/B_SW | B | | | | | | | | | | | | |
| | <div><div><div><div>SBW- F02</div><div>SBW+ F01</div></div></div><div>82580-6820B</div></div> | | | | | | | | | | | | | |
| 10 | CTY_SW_RR_R | | | | | | | | | | | | | |
| | <div><div><div>RH+W D0Y</div></div><div>82824-E0U30</div></div> | | | | | | | | | | | | | |

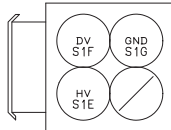
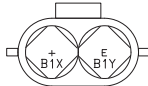
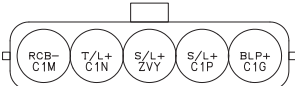
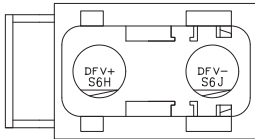
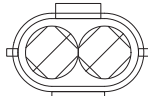
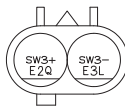
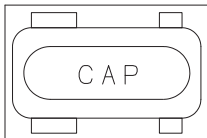
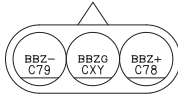
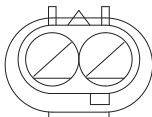
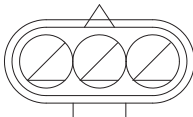
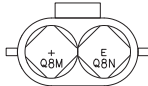
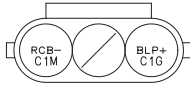
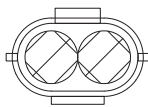
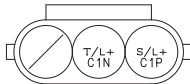
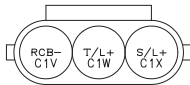
| No. | PART NAME | | CONN. COLOR | LOCATION | APPLI- CATION |
|-----|-----------------------------------------------------------------------------------------------------------------|--|-------------|----------|------------------|
| 1 | TO_82111_24P | | B | | |
| | <div><p>82824-E0K00</p></div> | | | | |
| 2 | TO_82177_24P | | B | | |
| | <div><p>82560-1320A</p></div> | | | | |

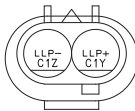
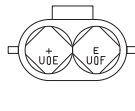
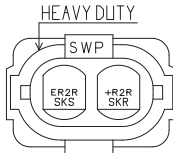
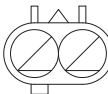
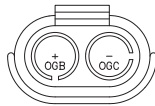
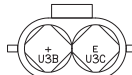
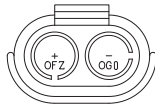
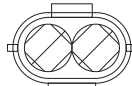
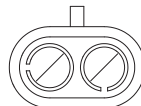
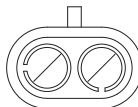
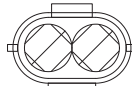
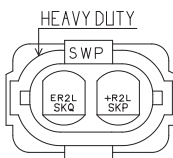

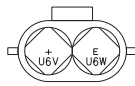
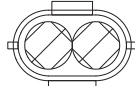
| No. | | | | APPLI- CATION |
|-----|------------------------------------------------------------------------------------------------------------------------------------------------------------------------------------------------------------------------|----------------|----------|------------------|
| | PART NAME | CONN. COLOR | LOCATION | |
| 2 | RR_COMB_LH_OUT | B | | |
| | <div><div><div></div><div>RCB- ZWC</div></div><div><div></div><div>S/L+ ZVZ</div></div><div><div></div><div>T/L+ ZWB</div></div><div><div></div><div>BLP+ ZWA</div></div></div> <div>S8281-E0D70</div> | | | |
| 3 | RR_COMB_RH | B | | |
| | <div><div><div></div><div>RCB- C1V</div></div><div><div></div><div>S/L+ C1X</div></div><div><div></div><div>T/L+ C1W</div></div><div><div></div><div>BLP+ C1Q</div></div></div> <div>S8281-E0D70</div> | | | |

| No. | PART NAME | | CONN. COLOR | LOCATION | APPLI- CATION |
|-----|-----------------------------------------------------------------------------------------------|--|-------------|----------|------------------|
| 1 | TO_82111_16P | | B | | |
| | <div></div> | | | | |
| 2 | TO_82177_16P | | B | | |
| | <div></div> | | | | |

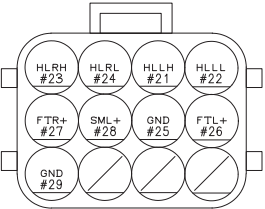
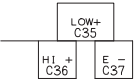
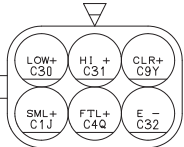
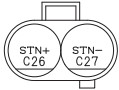
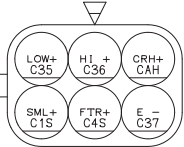
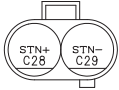
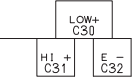
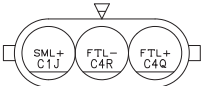
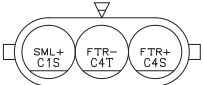
| No. | PART NAME | CONN. COLOR | LOCATION | APPLI- CATION | No. | PART NAME | CONN. COLOR | LOCATION | APPLI- CATION |
|-----|-------------------------------------------------------------------------------------|-------------|----------|------------------|-----|---------------------------------------------------------------------------------------|-------------|----------|------------------|
| 1 | TO_82131_6P | | | | 8 | DOME_LAMP_RH | | | |
| |  | | | | |  | | | |
| | 82824-E0U10 | | | | | 82580-3360A | | | |
| 3 | ROOF_C/L_LH | B | | | 9 | DOME_LAMP_LH | | | |
| |  | | | | |  | | | |
| | 82580-7320A | | | | | 82580-3360A | | | |
| 4 | ID_LAMP_LH | B | | | 13 | DOME_LAMP_RR_CTR | | | |
| |  | | | | |  | | | |
| | 82580-7320A | | | | | 82580-3360A | | | |
| 5 | ID_LAMP_CTR | B | | | 14 | DOME_LAMP_RR_RH | | | |
| |  | | | | |  | | | |
| | 82580-7320A | | | | | 82580-3360A | | | |
| 6 | ID_LAMP_RH | B | | | 15 | DOME_LAMP_RR_LH | | | |
| |  | | | | |  | | | |
| | 82580-7320A | | | | | 82580-3360A | | | |
| 7 | ROOF_C/L_RH | B | | | | | | | |
| |  | | | | | | | | |
| | 82580-7320A | | | | | | | | |

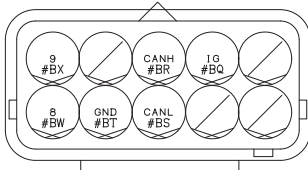
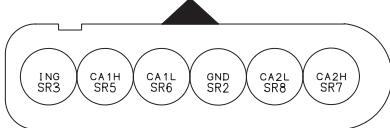
| No. | PART NAME | CONN. COLOR | LOCATION | APPLI- CATION | No. | PART NAME | CONN. COLOR | LOCATION | APPLI- CATION | No. | PART NAME | CONN. COLOR | LOCATION | APPLI- CATION |
|-----|----------------------------------------------------------------------------------------------------|-------------|----------|-----------------|-----|------------------------------------------------------------------------------------------------------|-------------|----------|------------------------------------|-----|------------------------------------------------------------------------------------------------------|-------------|----------|---------------|
| 1 | TO_82164_24P | B | | | 4 | ABS_SENSOR_RR_LH_TCS | B | | FULL AIR BRAKE L SERIES | 8 | BZR_OFF_SW | B | | |
| |  82824-E0K00 | | | | |  82560-3330A | | | | |  82580-6820B | | | |
| 2 | TO_82169_16P | B | | | 4 | ABS_SENSOR_RR_LH_TCS | B | | FULL AIR BRAKE XL SERIES | 9 | SPG_BRK_SW | DG | | |
| |  S8281-E0Q90 | | | | |  82560-4720A | | | | |  82580-6770B | | | |
| 3 | ABS_SENSOR_RR_LH | B | HYD | HYDRAULIC BRAKE | 5 | ABS_SENSOR_RR_RH | B | | FULL AIR BRAKE L SERIES | 12 | MODULATOR_R2_LH | B | | |
| |  82560-4720A | | | | |  82560-3330A | | | | |  S8281-E0F50 | | | |
| | | | | | 5 | ABS_SENSOR_RR_RH | B | | HYDRAULIC BRAKE L SERIES XL SERIES | 13 | MODULATOR_R2_RH | B | | |
| | | | | | |  82560-4720A | | | | |  S8281-E0F50 | | | |
| | | | | | | | | | | 14 | RR_AXLE_PACKAGE_RH | B | | |
| | | | | | | | | | | |  S8281-E0F50 | | | |

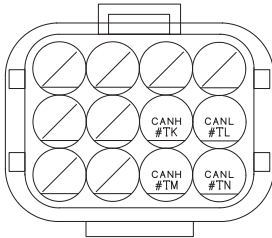

| No. | PART NAME | CONN. COLOR | LOCATION | APPLI- CATION | No. | PART NAME | CONN. COLOR | LOCATION | APPLI- CATION | No. | PART NAME | CONN. COLOR | LOCATION | APPLI- CATION | | | |
|-----|-------------------------------------------------------------------------------------|-------------|----------|------------------|-----|--------------------------------------------------------------------------------------|------------------------------------------------------------------------------------|-------------|---------------------------------------------------------------------------------------|-----|---------------------------------------------------------------------------------------|---------------------------------------------------------------------------------------|-------------------------------------------------------------------------------------|------------------|--|--|--|
| 15 | RR_AXLE_PACKAGE_LH | B | | | 19 | A/S_DUMP_EXH_M/V | B | | | 22 | RR_COMB_LH_IN | GR | | | | | |
| |  | | | | |  | | | | |  | | | | | | |
| | S8281-E0F40 | | | | | | S8281-E0G00 | | | | | | S8281-E0D60 | | | | |
| 16 | RR_AXLE_PACKAGE_ATC | B | | | 21 | BACK_BUZZER | B | | | 23 | L/PRES_SW_3 | B | | | | | |
| |  | | | | |  | | | | |  | | | | | | |
| | 82824-E1640 | | | | | | *S8281-E0G10_CAP | | | | | | 82580-6820B | | | | |
| |  | | | | | 21 |  | | | | | 24 |  | | | | |
| | S8286-E0010 | | | | | | | 82580-7140B | | | | | | 82560-1670A_CAP | | | |
| 18 | A/S_DUMP_ACT_M/V | B | | | |  | | | | | 24 | RR_COMB_LH_1 | B | | | | |
| |  | | | | | | | |  | | | | | | | | |
| | S8281-E0G00 | | | | | | 82580-7130B_CAP | | | | | | 82828-1100A | | | | |
| |  | | | | | | | | | | 25 | RR_COMB_LH_2 | B | | | | |
| | *S8281-E0G10_CAP | | | | | | | | | | |  | | | | | |
| | | | | | | | | | | 26 | RR_COMB_RH | B | | | | | |
| | | | | | | | | | | |  | | | | | | |
| | | | | | | | | | | | 82828-1100A | | | | | | |

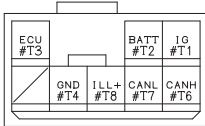
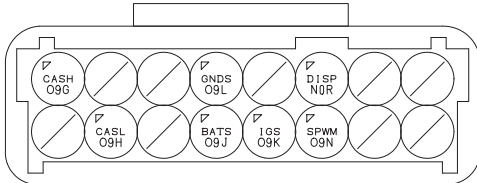
| No. | PART NAME | CONN. COLOR | LOCATION | APPLI- CATION | No. | PART NAME | CONN. COLOR | LOCATION | APPLI- CATION | No. | PART NAME | CONN. COLOR | LOCATION | APPLI- CATION |
|-----|-----------------------------------------------------------------------------------------------------------------------|-------------|----------|------------------|-----|----------------------------------------------------------------------------------------------------------------------|-------------|----------|------------------|-----|---------------------------------------------------------------------------------------------------------|-------------|----------|------------------|
| 27 | L I C E N S E _ L A M P | B | | | 32 | R / D _ M / V | B | | | 41 | A B S _ S E N S O R _ R 2 _ R H | B | | |
| |  82560-1670A | | | | |  S8281-E0G00 | | | | |  82560-4720A | | | |
| |  82580-6820B_CAP | | | | 35 | M _ D I F F _ L O C K _ R 2 _ S W | GR | | | 45 | S L I D E / C _ M / V | B | | |
| | | | | | |  S8281-E0N90 | | | | |  S8281-E0G00 | | | |
| 30 | M _ D I F F _ L O C K _ R 1 _ S W | GR | | | |  S8281-E0N90 | | | | |  *S8281-E0G10_CAP | | | |
| |  *S8281-E0L20_CAP COLOR (GR) | | | | |  *S8281-E0L20_CAP COLOR (GR) | | | | |  *S8281-E0G10_CAP | | | |
| | | | | | 40 | A B S _ S E N S O R _ R 2 _ L H | B | | | 50 | W / S _ & 1 B | | | |
| | | | | | |  82560-4720A | | | | |  SPLCE-W0001 | | | |
| 31 | M N / D _ M / V | B | | | | | | | | | | | | |
| |  S8281-E0G00 | | | | | | | | | | | | | |
| |  *S8281-E0G10_CAP | | | | | | | | | | | | | |
| | | | | | | | | | | | | | | |

| No. | | | | APPLI- CATION |
|-----|---------------------------------------------------------------------------------------------------------------|----------------|----------|------------------|
| | PART NAME | CONN. COLOR | LOCATION | |
| 1 | INTAKE_HTR | | | |
| | <div><div><div><div>6</div></div><div># B12V A6G</div></div><div></div><div>*7003-2070-02</div></div> | | | |
| 2 | INTAKE_HTR_RLY | | | |
| | <div><div><div><div>8</div></div><div># F A4W</div></div><div></div><div>*7003-1171-02</div></div> | | | |

| No. | | | | APPLI- CATION | No. | | | | APPLI- CATION |
|-----|----------------------------------------------------------------------------------------------------|----------------|----------|------------------|-----|-----------------------------------------------------------------------------------------------------|----------------|----------|------------------|
| | PART NAME | CONN. COLOR | LOCATION | | | PART NAME | CONN. COLOR | LOCATION | |
| 1 | TO_82111 | B | | | 5 | HEADLAMP_RH | B | | |
| |  S8281-E0R10 | | | | |  82580-2160A | | | |
| 2 | LED_HEADLAMP_LH | B | | | 6 | SIDE_TURN_LAMP_LH | GR | | |
| |  82580-8490B | | | | |  82580-6770B | | | |
| 3 | LED_HEADLAMP_RH | B | | | 7 | SIDE_TURN_LAMP_RH | GR | | |
| |  82580-8490B | | | | |  82580-6770B | | | |
| 4 | HEADLAMP_LH | B | | | 8 | F/TURN&MARKER_LP_LH | B | | |
| |  82580-2160A | | | | |  82560-1730A | | | |
| | | | | | 9 | F/TUNRN&MARKER_RH | B | | |
| | | | | | |  82560-1730A | | | |

| No. | | | | APPLI- CATION |
|-----|----------------------------------------------------------------------------------------------------------------|----------------|----------|------------------|
| | PART NAME | CONN. COLOR | LOCATION | |
| 1 | TO_82111 | B | | |
| | <div><p>82824-E0B10</p></div> | | | |
| 2 | RADAR | B | | |
| | <div><p>S8281-E0S00</p></div> | | | |

| No. | | | | APPLI- CATION |
|-----|--------------------------------------------------------------------------------------------------------------|----------------|----------|------------------|
| | PART NAME | CONN. COLOR | LOCATION | |
| 1 | TPMS_SHORT | B | | |
| | <div> S8281-E0R00</div> | | | |
| 2 | FLASHER_SHORT | | | |
| | <div> 82560-2550A</div> | | | |

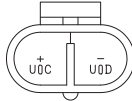
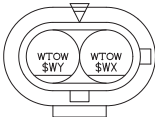
| No. | | | APPLI- CATION |
|-----|-----------------------------------------------------------------------------------------------------------------|----------------|------------------|
| | PART NAME | CONN. COLOR | |
| 1 | TO_82131 | | |
| | <div></div> <p>82824-E0T90</p> | | |
| 2 | SELECTOR | GR | |
| | <div></div> <p>82828-1600A</p> | | |

| No. | PART NAME | | CONN. COLOR | LOCATION | APPLI- CATION |
|-----|-----------------------------------------------------------------------------------------|--|-------------|----------|---------------------------------------|
| | | | | | |
| 2 | BATTERY | | | | L SERIES XL SERIES 59L(15.6GAL) |
| | <div><div><div>10</div><div># -(1) A49</div></div><div>82675-E0450</div></div> | | | | |
| 2 | BATTERY | | | | XL SERIES 28L(7.4GAL) |
| | <div><div><div>10</div><div># -(1) A49</div></div><div>*82583-1780A</div></div> | | | | |
| 3 | STARTER 1 | | | | XL SERIES 59L(15.6GAL) |
| | <div><div><div>12</div><div># E A3Z</div></div><div>*7003-1342-02</div></div> | | | | |
| 3 | STARTER 1 | | | | XL SERIES 28L(7.4GAL) |
| | <div><div><div>12</div><div># E A3Z</div></div><div>*7003-1212-02</div></div> | | | | |
| 3 | STARTER 1 | | | | L SERIES |
| | <div><div><div>10</div><div># E A3Z</div></div><div>82675-E0450</div></div> | | | | |

| No. | | | | APPLI- CATION | No. | | | | APPLI- CATION |
|-----|----------------------------------------------------------------------------------|----------------|----------|----------------------------------|-----|--------------------------------------------------------------------------------|----------------|----------|---------------------|
| | PART NAME | CONN. COLOR | LOCATION | | | PART NAME | CONN. COLOR | LOCATION | |
| 1 | STARTER_GND | | | L SERIES 12V- 130A / 135A | 2 | ALT- | | | 12V- 130A / 135A |
| | <div><div>10</div><div>#E A3Z</div><div></div><div>*7003-2072-02</div></div> | | | | | <div><div>6</div><div>#E A41</div><div></div><div>*82675-36040</div></div> | | | |
| 1 | STARTER_GND | | | L SERIES 12V- 160A / 200A | | | | | |
| | <div><div>10</div><div>#E A3Z</div><div></div><div>*7003-2091-02</div></div> | | | | | | | | |
| 1 | STARTER_GND | | | XL SERIES 12V- 130A / 135A | | | | | |
| | <div><div>12</div><div>#E A3Z</div><div></div><div>*7003-1182-02</div></div> | | | | | | | | |
| 1 | STARTER_GND | | | XL SERIES 12V- 180A / 200A | | | | | |
| | <div><div>12</div><div>#E A3Z</div><div></div><div>*7003-1192-02</div></div> | | | | | | | | |
| 2 | ALT- | | | 12V- 160A / 180A / 200A | | | | | |
| | <div><div>6</div><div>#E A41</div><div></div><div>*7003-1965-02</div></div> | | | | | | | | |

| No. | | | | APPLI- CATION |
|-----|--------------------------------------------------------------------------------------------------|----------------|----------|------------------|
| | PART NAME | CONN. COLOR | LOCATION | |
| 1 | STA_HOUSING | | | |
| | <div><div><div>12</div><div># H #0W</div></div><div></div><div>*7003-1212-02</div></div> | | | |
| 2 | STA_GND_TERMINAL | | | |
| | <div><div><div>12</div><div># G #0V</div></div><div></div><div>*7003-1212-02</div></div> | | | |

| No. | | | | APPLI- CATION |
|-----|-------------------------------------------------------------------------------------------------------------|----------------|----------|--------------------|
| | PART NAME | CONN. COLOR | LOCATION | |
| 1 | CAB_GRAND (G3) | | | |
| | <div><div><div>8</div><div># G1 Z01</div></div><div><div></div><div>SR142-00920</div></div></div> | | | |
| 2 | CHASS_GRAND (G3) | | | FULL AIR BRAKE |
| | <div><div><div>10</div><div># G1 Z48</div></div><div><div></div><div>*82675-E0520</div></div></div> | | | |
| 2 | CHASS_GRAND (G3) | | | HYDRAULIC BRAKE |
| | <div><div><div>10</div><div># G1 Z48</div></div><div><div></div><div>SR142-01120</div></div></div> | | | |

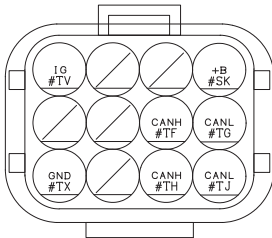
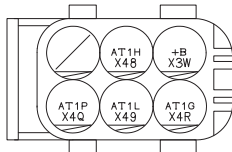
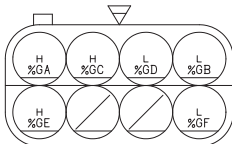
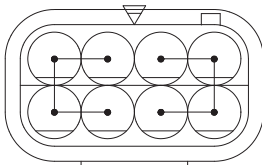
| No. | | | | APPLI- CATION |
|-----|-----------------------------------------------------------------------------------------------------------------|----------------|----------|------------------|
| | PART NAME | CONN. COLOR | LOCATION | |
| 1 | AIR_DRIER | B | | XL SERIES |
| | <div></div> <p>82560-4660A</p> | | | |
| 2 | TO_82111 | B | | |
| | <div></div> <p>82580-7170B</p> | | | |

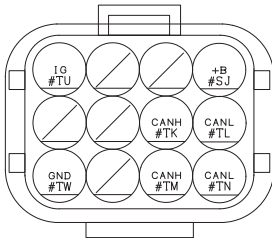
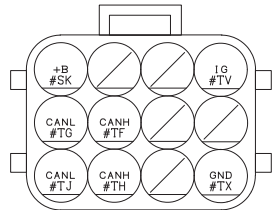
| No. | | | APPLI- CATION |
|-----|-------------------------------------------------------------------------------------------------------------------------------------------------------------------|----------------|------------------|
| | PART NAME | CONN. COLOR | |
| 1 | FUEL_SENDER_RH | DG | L SERIES |
| | <div><div><div>SSD</div><div><div><div></div></div><div><div>FSDE E22</div></div><div><div>FSD+ E21</div></div></div></div><div>82560-4350A</div></div> | | |
| 2 | FUEL_SENDER_WTOW2 | DG | |
| | <div><div><div>SSD</div><div><div><div>1 &fA</div></div><div><div>2 &fB</div></div><div><div></div></div></div></div><div>82824-E1080</div></div> | | |

| No. | | | | APPLI- CATION |
|-----|--------------------------------------------------------------------------------------------------|----------------|----------|-------------------------------|
| | PART NAME | CONN. COLOR | LOCATION | |
| 1 | STARTER_B | | | 12V- 130A / 135A |
| | <div><div><div>12</div><div># B A3X</div></div><div></div><div>*7003-2131-02</div></div> | | | |
| 1 | STARTER_B | | | 12V- 160A / 180A / 200A |
| | <div><div><div>12</div><div># B A3X</div></div><div></div><div>*82675-E0560</div></div> | | | |
| 2 | ALT+ | | | 12V- 135A |
| | <div><div><div>8</div><div># B A40</div></div><div></div><div>*82675-E0110</div></div> | | | |
| 2 | ALT+ | | | 12V- 160A / 180A / 200A |
| | <div><div><div>8</div><div># B A40</div></div><div></div><div>*82583-1960A</div></div> | | | |
| 2 | ALT+ | | | 12V- 130A |
| | <div><div><div>8</div><div># B A40</div></div><div></div><div>*7003-1171-02</div></div> | | | |

| No. | | | | APPLI- CATION |
|-----|--------------------------------------------------------------------------------------------------------|----------------|----------|------------------|
| | PART NAME | CONN. COLOR | LOCATION | |
| 1 | INTAKE_HTR_BATTERY | | | |
| | <div><div><div><div>8</div><div></div></div><div>#LD +F2</div></div><div>*7003-1171-02</div></div> | | | |
| 2 | INTAKE_HTR_RLY | | | |
| | <div><div><div><div>8</div><div></div></div><div>#S A4V</div></div><div>*7003-1171-02</div></div> | | | |

| No. | | | APPLI- CATION | |
|-----|---------------------------------------------------------------------------------------------------|----------------|------------------|----------|
| | PART NAME | CONN. COLOR | | LOCATION |
| 1 | BATTERY2_(+) | | | |
| | <div><div><div>10</div><div># +(2) AAA</div></div><div></div><div>99142-14100</div></div> | | | |
| 2 | JUMP_STUD_POS | | | |
| | <div><div><div>10</div><div># +S.J AAA</div></div><div></div><div>99142-14100</div></div> | | | |
| 3 | DISCONNECT_SW(+) | | | |
| | <div><div><div>10</div><div># BT+ ACL</div></div><div></div><div>99142-14100</div></div> | | | |
| 4 | DISCONNECT_SW(-) | | | |
| | <div><div><div>10</div><div># BT- ACM</div></div><div></div><div>99142-14100</div></div> | | | |
| 5 | TO_82111 | B | | |
| | <div><div><div><div>SW #AZ</div></div></div><div></div><div>82824-E0Y80</div></div> | | | |

| No. | PART NAME | | CONN. COLOR | LOCATION | APPLI- CATION |
|-----|-------------------------------------------------------------------------------------------------------------------------------------------------------------------------------------------------------------------------------------|--|-------------|----------|------------------|
| | TO_S8251 | | GR | | |
| 1 | <div></div> <p>S8251-E0R00</p> | | | | |
| 2 | TIRE_MONITOR_ECU1 | | B | | |
| | <div></div> <p>82524-E1D40</p> | | | | |
| 3 | CAN_J/C | | GR | | |
| | <div></div> <p>82550-6040B</p> <div></div> <p>82550-1230A</p> | | | | |

| No. | PART NAME | CONN. COLOR | LOCATION | APPLI- CATION |
|-----|----------------------------------------------------------------------------------------------------------------|----------------|----------|------------------|
| 1 | TO_82111 | GR | | |
| | <div><p>S8281-E0R00</p></div> | | | |
| 2 | TO_89774 | GR | | |
| | <div><p>S8281-E0R10</p></div> | | | |

5. METRIC/U.S. CUSTOMARY UNIT EQUIVALENTS

| Multiply: | by: | to get: | Multiply: | by: | to get: |
|-------------------------------|-----------|-----------------------------------------------|-----------|------------|-----------------------|
| LINEAR | | | | | |
| inches | x 25.4 | = millimeters (mm) | | x 0.03937 | = inches |
| inches | x 2.54 | = centimeters (cm) | | x 0.3937 | = inches |
| feet | x 0.3048 | = meters (m) | | x 3.281 | = feet |
| AREA | | | | | |
| inches ² | x 645.16 | = millimeters ² (mm ²) | | x 0.00155 | = inches ² |
| inches ² | x 6.452 | = centimeters ² (cm ²) | | x 0.155 | = inches ² |
| feet ² | x 0.0929 | = meters (m ²) | | x 10.764 | = feet ² |
| VOLUME | | | | | |
| inches ³ | x 16387.0 | = millimeters ³ (mm ³) | | x 0.000061 | = inches ³ |
| inches ³ | x 16.387 | = centimeters ³ (cm ³) | | x 0.06102 | = inches ³ |
| inches ³ | x 0.01639 | = liters (l) | | x 61.024 | = inches ³ |
| quarts | x 0.94635 | = liters (l) | | x 1.0567 | = quarts |
| gallons | x 3.7854 | = liters (l) | | x 0.2642 | = gallons |
| feet ³ | x 28.317 | = liters (l) | | x 0.03531 | = feet ³ |
| feet ³ | x 0.02832 | = meters ³ (m ³) | | x 35.315 | = feet ³ |
| fluid oz | x 29.57 | = milliliters (ml) | | x 0.03381 | = fluid oz |
| MASS | | | | | |
| ounces (av) | x 28.35 | = grams (g) | | x 0.03527 | = ounces (av) |
| pounds (av) | x 0.4536 | = kilograms (kg) | | x 2.2046 | = pounds (av) |
| tons (2000 lb) | x 907.18 | = kilograms (kg) | | x 0.001102 | = tons (2000 lb) |
| tons (2000 lb) | x 0.90718 | = tonne (t) | | x 1.1023 | = tons (2000 lb) |
| FUEL ECONOMY | | | | | |
| miles/gal | x 0.42514 | = kilometers/liter (km/l) | | x 2.3522 | = miles/gal |
| gal/mile | x 2.3522 | = liters/kilometer (l/km) | | x 0.42514 | = gal/mile |
| gal/mile | x 235.22 | = liters/100 kilometers (l/100 km) | | x 0.004251 | = gal/mile |
| POWER | | | | | |
| horsepower | x 0.746 | = kilowatts (kw) | | x 1.34 | = horsepower |
| ft-lbf/min | x 0.0226 | = watts (W) | | x 44.25 | = ft-lbf/min |
| TORQUE | | | | | |
| pound-inches | x 0.11298 | = newton-meters (N·m) | | x 8.851 | = pound-inches |
| pound-feet | x 1.3558 | = newton-meters (N·m) | | x 0.7376 | = pound-feet |
| VELOCITY | | | | | |
| miles/hour | x 1.6093 | = kilometers/hour (km/h) | | x 0.6214 | = miles/hour |
| kilometers/hr | x 0.27778 | = meters/sec (m/s) | | x 3.600 | = kilometers/hr |
| miles/hour | x 0.4470 | = meters/sec (m/s) | | x 2.237 | = miles/hour |
| COMMON METRIC PREFIXES | | | | | |
| | mega (M) | = 1,000,000 | | centi (c) | = 0.01 |
| | kilo (k) | = 1,000 | | milli (m) | = 0.001 |
| | hecto (h) | = 100 | | micro (μ) | = 0.000001 |